


Manual Switches

Rocker Switch Operators

COLOR DISPLAY OPTIONS



Rocker operators are assembled to the switches by simply snapping them into recesses in the switch operator sockets.

Transmitted color — Color is displayed whether lamp is On or Off. Choice of 1-piece rockers (types 10 or 20) or rockers with clear cap and colored translucent insert (types 11 or 12).

Dead front hidden color/hidden legend — Rocker appears black with lamp Off. Legend and color appear when illuminated (types 30 or 40).

Projected color — Translucent white rocker with transparent colored insert (types 50 or 60). White rocker appears colored when illuminated.

AML54 ROCKER OPERATOR ORDER GUIDE (All possible color combinations may not be available.)

For AML14, AML24, AML34 incandescent or non-lighted display.

AML54-F	10	R	
Rocker Operator Type	Display/Legend Type	Rocker Color – See Note Below	
AML54-F	Transmitted Color	Full rocker, 1/2 rocker, or one side of two-piece rockers	Other side of two-piece rockers
 Full Rocker	10 No legend 20 With legend on cap Transmitted Color (Clear cap and color insert) †	R Red Y Yellow G Green B Blue ***W White K* Black L* Gray A** Amber	R Red Y Yellow G Green B Blue ***W White K* Black L* Gray A** Amber
AML54-E 1/2 Rocker	11 No legend 21 With legend on insert Dead Front † (Smoky gray cap and color insert)		
AML54-T Two-Piece Rocker	30 No legend 40 With legend on insert ***Projected Color † (White cap and color insert)		
	50 No legend 60 With legend on cap		

NOTE: AML54-F10 and AML54-F20 are one-piece, one-color full rockers. Thus only one color code letter is necessary when ordering. Include a two letter code for all other AML54-E (and AML54-T) catalog listings.

*Not for lighted display.
 **Not available with projected color or dead front.
 ***Insert is clear for projected color when "W" is used.
 †Not available for use with AML34 power switches.

Example: AML54-F10R
 Full rocker; with transmitted color, no legend; red.

Manuals

AML56 ROCKER OPERATOR ORDER GUIDE

For AML36 neon display.

AML56-N	10	R	Y
Rocker Operator Type	Display/Legend Type	Lens Color	Rocker Color
AML56-N Full Rocker with Colored Lens	Transmitted Color 10 No Legend 20 With Legend	T Clear R Red Y Yellow	R Red Y Yellow G Green B Blue W White K Black

AML56-N rockers have a colored lenticular lens window which extends over the neon lamp.


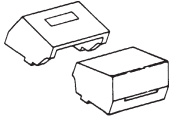
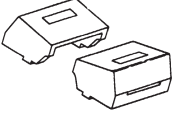
Example: AML56-N10RY
 Full rocker; with transmitted color, no legend; yellow rocker and red lens.

Manual Switches

Rocker Switch Operators

AML56 ORDER GUIDE

For AML16 and AML26 LED display.

AML56-T	10	R	B
Rocker Operator Type AML56-E  1/2-Rocker* (For one LED)	Display/Legend Type Transmitted Color 10 No Legend 20 With Legend	Rocker Color – See Notes Below	
AML56-T  Two-Piece Rocker (For one LED)		1/2-rocker or LED side of two-piece rockers	Other side of two piece rockers
AML56-H  Two-Piece Rocker (For two LED's)		R Red Y Yellow G Green B Blue W White K Black L Gray	R Red Y Yellow G Green B Blue W White K Black L Gray

HOW TO ORDER ROCKER LEGENDS

When specifying legended rockers, submit a legend order sheet to cover each catalog listing. These forms identify the maximum number of lines per area and the maximum characters per line, based on the type size you request. To insure proper legend orientation, rocker switch housings (when viewed from the panel front) should have the "MICRO SWITCH" identification facing UP or to the LEFT.

Rocker legend order sheets are shown on the following pages. Reproduce them on your office copier.

Legend Sheet	Form No.
AML54 Rockers	FO-63566
AML56 Rockers	FO-63564

Example: **AML56-T10RB**
 Two-piece rocker; with LED window in one side, transmitted color, no legend; red (LED side) and blue (non-LED side).

- * Notes:
- ¹ Only one color code letter is necessary for AML56-E 1/2-rockers. AML56-E, -T, and -H rockers have an open window which allows LEDs to be flush with the rocker surface.
 - ² To order a 1/2-rocker without the LED "window," specify an AML54-E listing from the previous page.

Honeywell

AML Rocker Legend Sheet/Product Specification

Account NO 126-284 Page of

Legend Order Guide											
Button Type Orientation	Figure No	Max Lines/Area			Max Characters/Line			5/64	7/64	9/64 13/64 5/16	
		5/64	7/64	9/64 13/64 5/16	5/64	7/64	9/64 13/64 5/16				
AREA 1	1	1	1	1	0	0	7	5	5	3	0
AREA 1	2	1	1	1	0	0	7	5	5	3	0
AREA 1	3	1	1	1	0	0	7	5	5	3	0
AREA 2	4	2	2	2	1	1	7	5	5	3	1
AREA 2	5	1	2	2	1	1	7	5	5	3	1

Instructions

1. Fill in appropriate catalog listing - one listing/sheet.
2. Check proper figure #, Type size, Type color.
3. Fill in quantity required.
4. Indicate legends desired — Do not exceed maximums shown in legend order guide.

Note

1. For Proper Legend Orientation, AML housings (when viewed from front of panel) should have "MICRO SWITCH" logo oriented "UP" on square devices and "UP" or to the "LEFT" on rectangular devices.
2. Please use black ink in filling out this form to help us process your order.

Catalog Listing AML56 —		Customer Dwg. No.
Customer P.O. No.		Schedule No.
MICRO SWITCH Sales Order		
Line Number		

Customer: _____

Address: _____

_____ (city) _____ (state)

SPECIAL LEGENDS
NOTE: Use this area to show special Legend Locations or Configurations NOT shown below. NON-STANDARD legends will involve additional charges and increased delivery time.

Fig. "A"

Fig. "B"

Modified Gothic lettering (A thru Z), numerals (0 thru 9) and Symbols below available in 5/64, 7/64, 9/64, 13/64 and 5/16.	A3	Modified Gothic
STANDARD SYMBOLS AVAILABLE		
. , ; ! ? ' " / () * &		
\$ ¢ # % ° + - ± × = ≠ > <		
→ ↑ ← ↓	Cr 1/4 1/2 3/4 1/3 2/3	@ ∞

Standard Legend Placement — 1. All legends will be centered within the legendable areas.

Use Special Legends Section for other placements.

LEGEND ORDER CHART									
Customer Part No	Fig No	Type Size		Ink Color		But-ton Qty	Area 1		Area 2
		5/64	7/64 9/64 13/64	5/16	Black		White	Sequence: Left-to-Right or Top-to-Bottom	
							1st Line	2nd Line	2nd Line

FO-89664-E

(Signature)

(Date)

Free Manuals Download Website

<http://myh66.com>

<http://usermanuals.us>

<http://www.somanuals.com>

<http://www.4manuals.cc>

<http://www.manual-lib.com>

<http://www.404manual.com>

<http://www.luxmanual.com>

<http://aubethermostatmanual.com>

Golf course search by state

<http://golfingnear.com>

Email search by domain

<http://emailbydomain.com>

Auto manuals search

<http://auto.somanuals.com>

TV manuals search

<http://tv.somanuals.com>