


Honeywell

OWNER'S MANUAL



MEGA TURBO™ HIGH VELOCITY FAN

Model HF-810

READ AND SAVE THESE IMPORTANT SAFETY INSTRUCTIONS BEFORE USING THIS FAN.

When using electrical appliances, basic safety precautions should always be followed, including the following:

- 1.** Use this fan only as described in this manual. Other use that is not recommended may cause fire, electric shock or injury.
- 2.** This product is intended for household use **ONLY** and not for commercial, industrial or outside use.
- 3.** To protect against electrical shock, do not place fan in window, immerse unit, plug or cord in water or spray with liquids.
- 4.** This fan is equipped with a polarized alternating current line plug (a plug having one blade wider than the other). This plug will fit into the power outlet only one way. This is a safety feature. **NEVER** connect the fan to any power source other than a 120 volt alternating current polar-

ized outlet. If you are unable to insert the plug fully into the outlet, try reversing the plug. If the plug should still fail to fit, contact an electrician to replace the obsolete outlet. Do not defeat the safety purpose of the polarized plug.

- 5.** Close supervision is necessary when any appliance is used by or near children.
- 6.** Unplug the fan from the outlet when not in use, when moving fan from one location to another and before cleaning.
- 7.** Do not operate the fan in the presence of explosive and/or flammable fumes.
- 8.** Do not place the fan or any parts near an open flame, cooking or other heating appliance.
- 9.** Do not operate the fan with a damaged cord or plug, after a malfunction or if dropped or damaged in any manner (see warranty.)
- 10.** Avoid contact with moving fan parts.

11. To disconnect, grip the plug and pull it from the wall outlet. Never yank the cord.

12. The use of attachments not recommended by Honeywell Consumer Products may be hazardous.

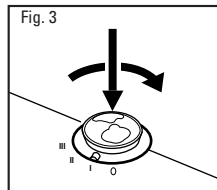
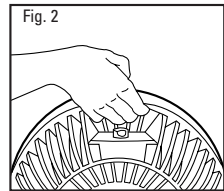
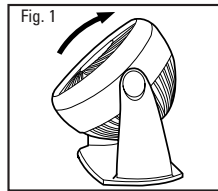
13. Always use on a dry, level surface.

14. Do not hang or mount fan on the wall or ceiling.

15. Do not operate if the fan housing is removed or damaged.

WARNING: To reduce the risk of fire or electrical shock, DO NOT USE THIS FAN with any SOLID STATE Speed Control Device.

The Mega Turbo™ High Velocity Fan was aerodynamically designed to give you the versatility of changing this fan's angular direction simply by adjusting the fan to ANY desired angular output (Fig.1). Upon using this fan, you will feel the strong and powerful air stream that will quickly move air in order to cool an area rapidly and efficiently.



OPERATION

- Place your fan on a level and dry surface.
- Plug the power cord into a polarized 120 volt AC wall outlet.
- To operate your Mega Turbo™ Fan, push in and

turn the child resistant speed:
HIGH (III), MEDIUM (II)
or LOW (I). (Fig 3)

- Adjust the fan to the desired angular air

output direction.

- To move the fan, turn the fan OFF and pick it up by the concealed handle that is located anywhere on the outside rim of the fan (Fig. 2).

CLEANING AND STORAGE

- Unplug the fan before cleaning.
- Use only a soft cloth or cotton swab to gently wipe the fan clean.
- DO NOT immerse the

fan in water and never allow water to drip into the motor housing.

- DO NOT use gasoline, paint thinner or other chemicals to clean the fan.

- For storage, clean the fan carefully as instructed and store your fan in a cool, dry place.

120 Volts AC, .98 Amps ,
60 Hz.

**NOTE: IF YOU EXPERIENCE
A PROBLEM, PLEASE
RETURN THE FAN TO THE
ORIGINAL PLACE OF
PURCHASE OR SEE YOUR
WARRANTY. DO NOT
ATTEMPT TO OPEN THE
MOTOR HOUSING YOUR-
SELF. DOING SO MAY VOID
YOUR WARRANTY AND
CAUSE DAMAGE TO THE
FAN OR PERSONAL
INJURY.**

**IF YOU HAVE ANY QUES-
TIONS REGARDING THIS
FAN, PLEASE CALL OR
WRITE:**

HONEYWELL CONSUMER
PRODUCTS
CONSUMER RELATIONS
DEPARTMENT

TOLL FREE:
1-800-332-1110

Business Hours:
Monday–Friday
8:00 AM–10:00 PM (EST)

Saturday, Sunday
8:30 AM – 5:00 PM (EST)

Mail questions or
comments to:

HONEYWELL CONSUMER
PRODUCTS

Consumer Relations Dept.
250 Turnpike Road
Southborough, MA 01772

**Please be sure to specify
model number.**

5 YEAR LIMITED WARRANTY

You should first read all instructions before attempting to use this product.

The enclosed Customer Response card should be filled out and returned within 7 days of purchase.

A. This 5 year limited warranty applies to repair or replacement of product found to be defective in material or workmanship. This warranty does not apply to damage resulting from commercial, abusive, unreasonable use or supplemental damage. Defects that are the result of normal wear and tear will not be considered manufacturing defects under this warranty. Honeywell is not liable for incidental or consequential damages of any nature. Any implied warranty of merchantability or fitness for a particular purpose on

this product is limited in duration to the duration of this warranty. Some states do not allow the exclusion or limitation of incidental or consequential damages or limitations on how long an implied warranty lasts, so the above limitations or exclusions may not apply to you. This warranty gives you specific legal rights, and you also may have other rights which vary from state to state. This warranty applies only to the original purchaser of this product.

B. At its option, Honeywell will repair or replace this product if it is found to be defective in material or workmanship. Defective product should be returned to the place of purchase in accordance with store policy. Thereafter, while within the warranty period, defective product may be returned to Honeywell.

C. This warranty does not cover damage resulting from any unauthorized attempts to repair or from any use not in accordance with this manual.

D. Return defective product to Honeywell with a brief description of the problem. Include proof of purchase and a \$15 check or money order for handling, return packing and shipping charges. Please include your name, address and a daytime phone number. You must prepay shipping charges. Send to:

Honeywell Consumer
Products
Repair Department
750 East Highway 77
Newbern, TN 38059
1-800-332-1110

Honeywell

Download from Www.Somanuals.com. All Manuals Search And Download.

Free Manuals Download Website

<http://myh66.com>

<http://usermanuals.us>

<http://www.somanuals.com>

<http://www.4manuals.cc>

<http://www.manual-lib.com>

<http://www.404manual.com>

<http://www.luxmanual.com>

<http://aubethermostatmanual.com>

Golf course search by state

<http://golfingnear.com>

Email search by domain

<http://emailbydomain.com>

Auto manuals search

<http://auto.somanuals.com>

TV manuals search

<http://tv.somanuals.com>