

6270 TouchCenter GRAPHIC TOUCHSCREEN KEYPAD



The 6270 TouchCenter keypad makes it easier than ever for your customers to take advantage of their security system features. Even the most advanced functions are a snap with graphics and menu driven prompts guiding the user every step of the way. The intuitive graphical touchscreen display provides easy centralized control for a variety of daily tasks for systems in homes or businesses.

It also keeps the users in touch, with a built-in message center that lets them record and playback messages for one another. Best of all, you have an opportunity to offer your customers a unique new product at a price they can afford.

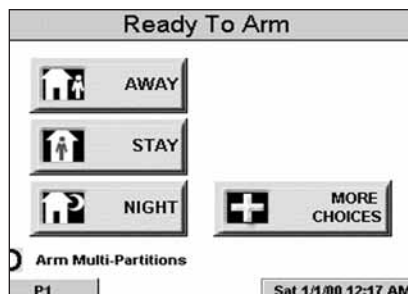
FEATURES

Security

- Arm System
 - Away
 - Stay
 - Night
- Exit/Entry delay countdown
- User codes: Allows authorized user to add or delete codes
- View Zone Status: If system is not ready to arm, displays any open zones with:
 - Zone number
 - Zone description
 - Status
 - Authorized users may bypass and unby-pass zones

Message Center

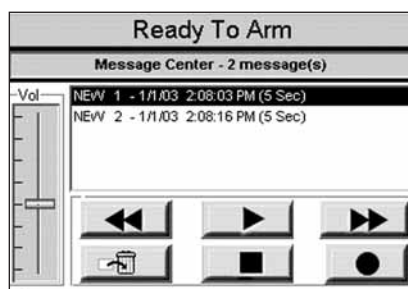
- Record and playback messages for users
- Blinking LED indicates a message has been left
- Over two minutes of recordable time



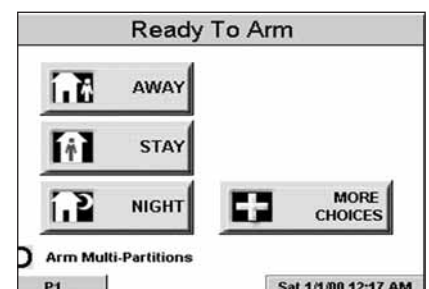
Arm Screen

| Zone No. & Description | Status | Bypass |
|------------------------|--------|--------|
| 1 --- ZN 001 | | |
| 2 --- ZN 002 | | |
| 3 --- ZN 003 | | |
| 4 --- ZN 004 | | |
| 5 --- ZN 005 | | |
| 6 --- ZN 006 | | |

Bypass Zones



Message Center Screen



Program Screen

6270 TouchCenter

GRAPHIC TOUCHSCREEN KEYPAD

FEATURES

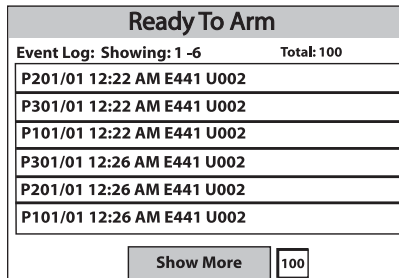
Event Log

TouchCenter conveniently displays the most recent actions involving system use. A press on the touchscreen is all it takes to access the event log, letting users easily:

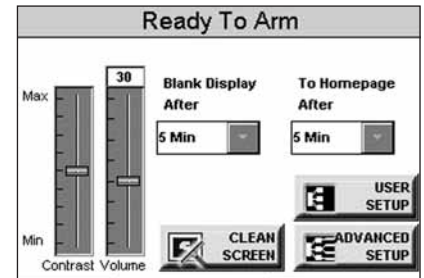
- View when the system was used and who used it
- Track when workers and temporary guests use the system
- Keep tabs on family members (e.g., checking if a child has armed the system upon returning home from school)
- Utilize the TouchCenter as an effective business management tool (e.g., viewing openings and closings)

Keypad

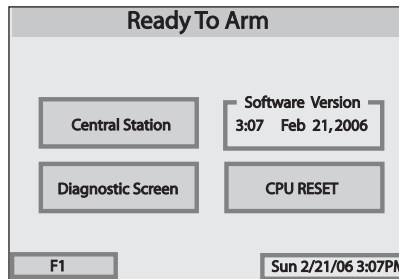
- Emulation of standard 2x16 alpha LCD keypad display
- Diagnostics allows testing of:
 - LCD display
 - Audio
 - LED indicators



Event Log



System Setup



Diagnostic Screen



Setup Screen

COMPATIBILITY

| Control Panel | Max. No. of 6270s | Control Panel | Max. No. of 6270s |
|---------------|-------------------|----------------|-------------------|
| • VISTA-15P | 2 | • VISTA-128FBP | 3 |
| • VISTA-20P | 4 | • VISTA-250BP | 3 |
| • VISTA-20PS | 3 | • VISTA-250FBP | 3 |
| • VISTA-128BP | 3 | | |

SPECIFICATIONS

Physical

6.15"W x 4.98"H x 1.045"D

Wiring

(Standard four-wire connection)

| | |
|--------|-------------------------------|
| Black | Ground |
| Red | +12VDC (Aux Power) |
| Green | "Data in" to control panel |
| Yellow | "Data out" from control panel |

Current Draw

Standby - 180mA

Activated - 280mA

ORDERING

| | |
|---------------|----------------------------|
| 6270 | Graphic Touchscreen Keypad |
| 6270HD | Handheld Demo Unit |

Honeywell Security & Custom Electronics

Honeywell
 2 Corporate Center Drive Suite 100
 P.O. Box 9040
 Melville, NY 11747
 www.honeywell.com

Honeywell

L/6270/D
 August 2007
 © 2007 Honeywell International Inc.

Free Manuals Download Website

<http://myh66.com>

<http://usermanuals.us>

<http://www.somanuals.com>

<http://www.4manuals.cc>

<http://www.manual-lib.com>

<http://www.404manual.com>

<http://www.luxmanual.com>

<http://aubethermostatmanual.com>

Golf course search by state

<http://golfingnear.com>

Email search by domain

<http://emailbydomain.com>

Auto manuals search

<http://auto.somanuals.com>

TV manuals search

<http://tv.somanuals.com>