




MODEL T10121 MAGNETIC MISTING UNIT INSTRUCTIONS

! WARNING

Damage to your eyes, lungs, and skin could result from using misting unit without protective gear, such as safety glasses, a respirator, and rubber gloves.



! WARNING

POISON HAZARD!

Use personal protection equipment when handling coolants and using this tool. Follow federal, state, coolant manufacturer requirements to properly dispose of coolants.



Specifications

- Distribution Tube Overall Length 19³/₄"
- Atomizing Tip Orifice ID..... 2mm
- ConstructionSteel, Brass, Aluminum
- Suction Tube³/₃₂" x 80"
- Suction Tube Filter Type Brass Wafer
- Air Valve Type Lever and Ball
- Misting Valve Type Knob and Needle
- Fitting Type..... Push-On 1/4" NPT
- Recommended Air Supply..... 90-120 PSI
- Weight3.74 lbs

If you need help with your new misting unit, call our Tech Support at: (570) 546-9663.

Operation

1. Close the air flow and misting valves, and use the knob to apply the magnet and clamp the base to a metal surface (**Figure 1**).
2. Connect the air inlet to a 90-120 PSI air source, point the atomizing tip at the cutter, and insert the suction tube into the coolant.
3. Use the air valve and the misting valve to control the misting spray so it can barely be seen. Flooding is not required.

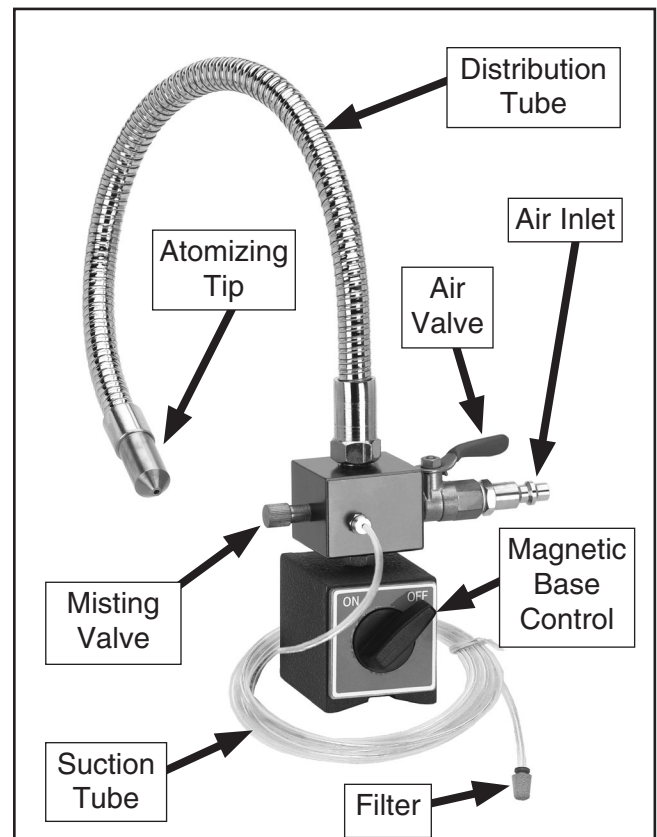


Figure 1. Magnetic misting unit inventory and controls.

COPYRIGHT © MAY, 2009 BY GRIZZLY INDUSTRIAL, INC.

WARNING: NO PORTION OF THIS MANUAL MAY BE REPRODUCED IN ANY SHAPE OR FORM WITHOUT THE WRITTEN APPROVAL OF GRIZZLY INDUSTRIAL, INC.

#CR11822 PRINTED IN TAIWAN.

Accessories

H8256—Primrose Water Soluble Cutting Oil (1 Quart)

Increases tool life with superior lubricity, maximum cooling and anti weld properties. No undesirable fumes, smoke or fog. Prevents growth of bacteria in cutting fluid dilutions. Provides a better finish to special alloys, even at higher speeds. Thin film of oil protects metal, yet requires no de-greasing before painting. Eliminates rust in equipment and on finished parts. Simply dilute with water—ratio based on metal machineability, tool set-up, feed and speed.



Figure 2. Primrose Water Soluble Cutting Oil.

H3258—Filter/Lube/Regulator 3/8" NPT

H3259—Filter/Lube/Regulator 1/2" NPT

These units are indispensable for prolonging the lifespan of your air tools. Filter keeps water/rust out. Lubricator features adjustable automatic lubrication. Regulator allows you to control the optimum PSI delivery for each air tool. Maximum pressure for each unit is 150 PSI.

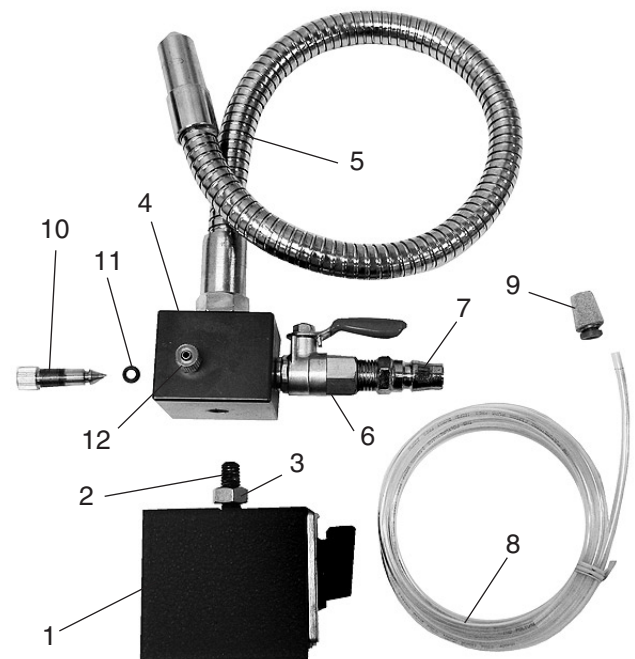


Figure 3. Models H3258 & H3259 Filter/Lubricator/Regulators.

Maintenance and Care

- To avoid sludge buildup inside of the mister when finished using, remove the suction hose from the coolant and let the unit expel all coolant. Do not let the unit sit with coolant inside.
- To avoid condensation and rust between the magnetic base and the surface it is mounted on, remove the mister at the end of every work day and wipe both surfaces with oil.
- To eliminate corrosion at the needle and seat, periodically unscrew the misting valve, clean the needle and bore out, lubricate with some general machine oil, and then reassemble.

Parts



REF	PART #	DESCRIPTION
1	PT10121001	MAGNETIC BASE
2	PT10121002	STUD M8-1.25 X 30
3	PN03M	HEX NUT M8-1.25
4	PT10121004	MANIFOLD BODY
5	PT10121005	DELEVERY TUBE
6	PT10121006	AIR VALVE
7	PT10121007	PUSH-ON HOSE FITTING 1/4 NPT
8	PT10121008	SUCTION TUBE 3/32 X 80"
9	PT10121009	FILTER
10	PT10121010	NEEDLE VALVE
11	PORP004	O-RING 3.8 X 1.9 P4
12	PT10121012	SPECIAL FITTING

Free Manuals Download Website

<http://myh66.com>

<http://usermanuals.us>

<http://www.somanuals.com>

<http://www.4manuals.cc>

<http://www.manual-lib.com>

<http://www.404manual.com>

<http://www.luxmanual.com>

<http://aubethermostatmanual.com>

Golf course search by state

<http://golfingnear.com>

Email search by domain

<http://emailbydomain.com>

Auto manuals search

<http://auto.somanuals.com>

TV manuals search

<http://tv.somanuals.com>