

Figure 1. Model H7580/H7581 controls.

- A. **TONE:** This knob adjusts treble and bass levels in the built-in speaker and headphones.
- B. **POWER SWITCH:** This switch turns the built-in amplifier **ON** and **OFF**.
- C. **VOLUME:** This knob controls the volume of the built-in speaker and headphones.
- D. **HEADPHONE JACK:** For connection to headphones using a mini-jack plug. The built-in speaker is disabled when headphones are plugged in.
- E. **AC/DC JACK:** For connecting the guitar to a 110V wall outlet using the included AC/DC adapter. The adapter powers the built-in amp.
- F. **OUTPUT JACK:** For connection to an external amplifier or a powered audio device using 1/4" instrument cable.

Basic Guitar Care

Use a clean, lint-free cotton cloth to wipe your guitar on a regular basis. Never use paper towels.

If you plan to store the guitar for several months, remove the battery (**Figure 2**), loosen the strings a little, and store in a place where the guitar will not experience temperature or humidity extremes.

Visit www.grizzly.com for guitar accessories or see our current catalog.



Figure 2. Location for installing 9V battery (not included) on back of the guitar.

H7580/H7581 Parts Breakdown and List




Figure 3. Boxed components.

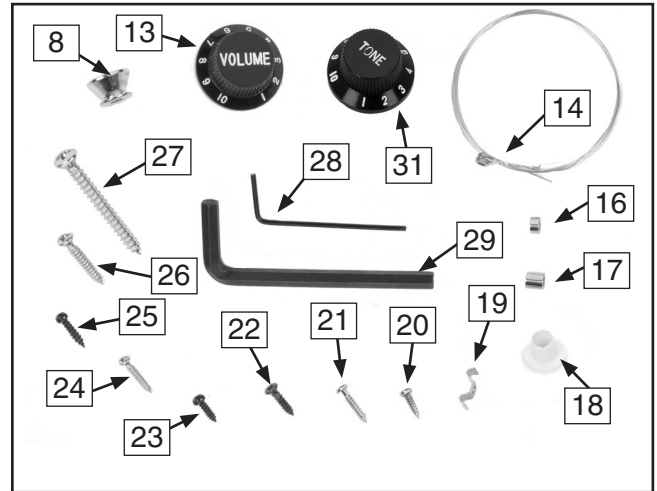


Figure 5. More guitar parts.




Figure 4. Guitar parts.

⚠ WARNING

Children may climb into plastic bags and suffocate. Keep all plastic bags included in packaging out of the reach of children.

REF	PART #	DESCRIPTION
1	PH7580001	Neck
2	PH7580002	Guitar Body-Red (H7580)
2	PH7581002	Guitar Body-Green (H7581)
3	PH7580003	Pickup-Single Coil
4	PH7580004	Bridge
5	PH7580005	Speaker Cover
6	PH7580006	Circuit Board Cover
7	PH7580007	Circuit Board
8	PH7580008	Strap Buttons
9	PH7580009	Battery Case
10	PH7580010	Speaker Mesh Cover
11	PH7580011	Speaker
12	PH7580012	Neckplate
13	PH7580013	Volume Knob
14	PH7580014	Strings
15	PH7580015	Tuning Head Plate
16	PH7580016	Bushing 3/32" x 3/16" x 3/32"
17	PH7580017	Bushing 3/32" x 3/16" x 6/32"
18	PH7580018	Plastic Bushings

REF	PART #	DESCRIPTION
19	PH7580019	String Retainers
20	PH7580020	Silver Screw #2 x 3/8"
21	PH7580021	Silver Screw #2 x 1/2"
22	PH7580022	Black Screw #2 x 1/4"
23	PH7580023	Black Screw #3 x 3/8"
24	PH7580024	Silver Screw #3 x 1/2"
25	PH7580025	Black Screw #3 x 3/4"
26	PH7580026	Silver Screw #4 x 3/4"
27	PH7580027	Silver Screw #7 x 1-3/4"
28	PAW01.5M	Hex Wrench 1.5MM
29	PAW05M	Hex Wrench 5MM
30	PH7580030	AC/DC Adapter 300mA
31	PH7580031	Tone Knob
32	PH7580032	Jack Plate
33	PH7580033	AC/DC Adapter Jack
34	PH7580034	Tone Control
35	PH7580035	Volume Control
36	PH7580036	Headphone Jack
37	PH7580037	Output Jack

COPYRIGHT © AUGUST, 2005 BY GRIZZLY INDUSTRIAL, INC.
WARNING: NO PORTION OF THIS MANUAL MAY BE REPRODUCED IN ANY SHAPE OR FORM WITHOUT THE WRITTEN APPROVAL OF GRIZZLY INDUSTRIAL, INC.
 #BL7090 PRINTED IN CHINA

Free Manuals Download Website

<http://myh66.com>

<http://usermanuals.us>

<http://www.somanuals.com>

<http://www.4manuals.cc>

<http://www.manual-lib.com>

<http://www.404manual.com>

<http://www.luxmanual.com>

<http://aubethermostatmanual.com>

Golf course search by state

<http://golfingnear.com>

Email search by domain

<http://emailbydomain.com>

Auto manuals search

<http://auto.somanuals.com>

TV manuals search

<http://tv.somanuals.com>