

Professional 2 Channel Stereo Mixer

OPERATIONS MANUAL
BEDIENUNGSHANDBUCH
MANUAL DEL OPERADOR
MANUEL D'INSTRUCTIONS



02



PLEASE READ BEFORE USING APPLIANCE, IMPORTANT WARNING & SAFETY INSTRUCTIONS!



CAUTION:

[Faint, illegible text under CAUTION heading]

READ INSTRUCTIONS:

RETAIN INSTRUCTIONS:

HEED WARNINGS:

FOLLOW INSTRUCTIONS:

CLEANING:

ATTACHMENTS:

WATER AND MOISTURE:

ACCESSORIES:

CART:

Figure A

VENTILATION:

POWER SOURCES:

LOCATION:

NON-USE PERIODS:

GROUNDING OR POLARIZATION:

POWER-CORD PROTECTION:

OUTDOOR ANTENNA GROUNDING:

Figure B

LIGHTNING:

POWER LINES:

OVERLOADING:

OBJECT AND LIQUID ENTRY:

SERVICING:

DAMAGE REQUIRING SERVICE:

REPLACEMENT PARTS:

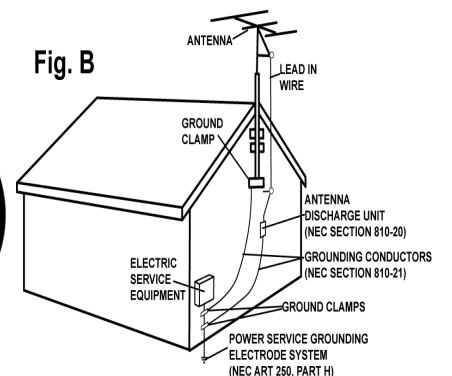
SAFETY CHECK:

WALL OR CEILING MOUNTING:

HEAT:

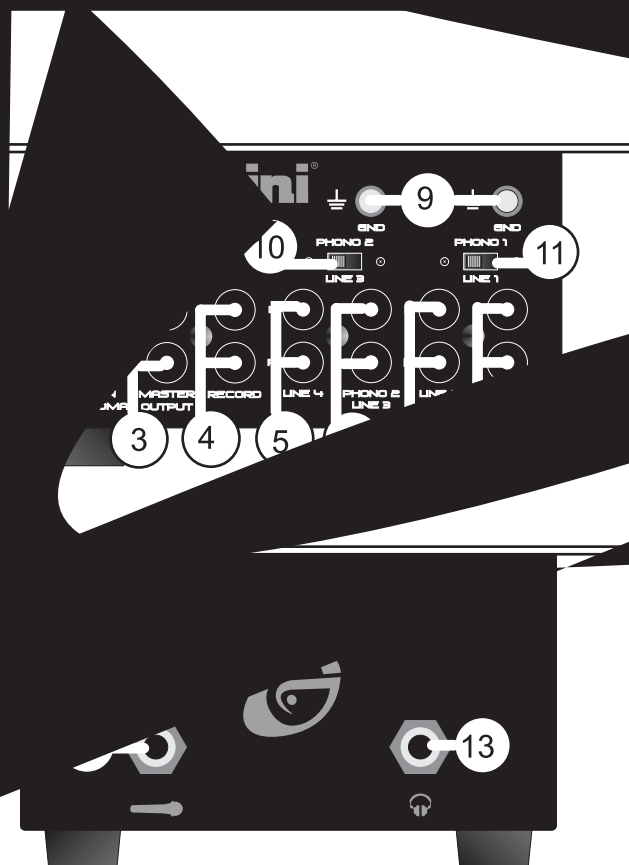
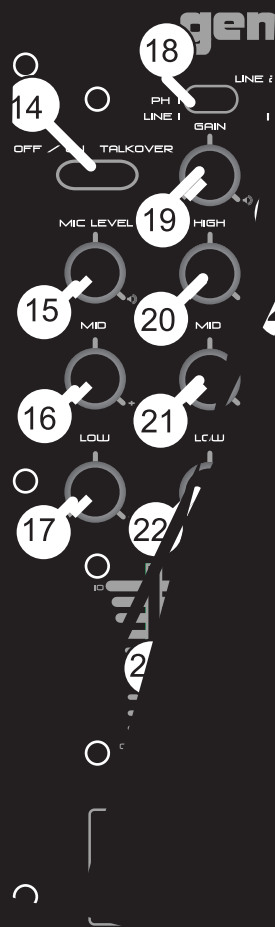


Fig. A



NEC — NATIONAL ELECTRICAL CODE





INTRODUCTION:

OPERATIONS:

Gemini MX-02 2 channel

mixer.

FEATURES:

CAUTIONS:

In the USA ~ if you experience problems with this unit call Gemini Customer Service at: 1 (732) 738-9003. Do not attempt to return this equipment to your dealer.

**DO NOT EXPOSE THIS UNIT TO RAIN OR MOISTURE
DO NOT USE ANY SPRAY CLEANER OR LUBRICANT
ON ANY CONTROLS OR SWITCHES**

CONNECTIONS:

AC IN.

POWER SWITCH

**MX-02 2
MASTER**

RECORD

**2 PHONO(PH)/LINE(LN) CON-
VERTIBLE RCA INPUTS**

2 LINE RCA INPUTS

Channel (CH) 1 CH. 2
PH LN
CONVERTER(S)
LEFT PH 1 PH.2 RIGHT
LN 1 LN 3 PH INPUTS

DUAL GROUNDING SCREWS

MX-02

CONVERTER SWITCHES LN.

INPUTS CD DAT
MiniDisc etc.

**NOTE: WHEN USING TURNTABLES, NOT ATTACHING A GROUND MAY
CAUSE A SYSTEM "HUM."**

HEADPHONE JACK

MIC 1.

1/4"

1/4"

OPERATIONS:

POWER SWITCH

CHANNEL 1: PROGRAM OUTPUT

PGM. LN SWITCH PH1/LN 1 LN 2

CH 1 SLIDE CONTROL

GAIN HIGH MID. LOW

CH 1 SLIDE CONTROL

CHANNEL 2: PGM. LN SWITCH

PH2/LN 3 LN 4
CH 2 SLIDE CONTROL

GAIN

HIGH MID LOW CH. 2 SLIDE CONTROL

CUE: HEADPHONE

CUE LEVEL

CUE FADER CON-

TROL LEFT. CH 1

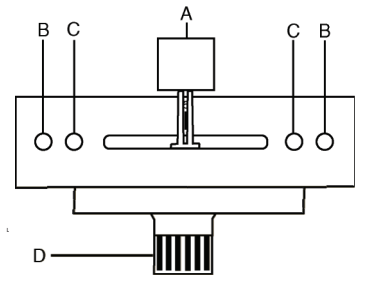
RIGHT. CH 2

SPLIT/MIX

SWITCH LEFT SPLIT. RIGHT
MIX

CROSSFADER SECTION: CROSSFADER
CROSSFADER

REPLACEABLE CROSSFADER



OUTPUT SELECTION CONTROL:

MASTER.

MIC SECTION: MIC 1 1/4" INPUT

MID

LOW. MIC 1 MIC 1

1 MID. LOW MIC 1

1 LEVEL MIC 1

TALKOVER: TALKOVER MODE

TALKOVER SWITCH 3

TALKOVER SWITCH. LEFT

TALKOVER MODE OFF CENTER

TALKOVER SWITCH. RIGHT

TALKOVER MODE ON, MIC 1

TALKOVER SWITCH. RIGHT

AUTO TALKOVER MODE ON 16 dB

VU METER: VU METER
PROGRAM OUTPUT (PGM)

SPECIFICATIONS:


INPUTS:

OUTPUTS:

GENERAL:



SPECIFICATIONS AND DESIGNS ARE SUBJECT TO CHANGE WITHOUT NOTICE FOR THE PURPOSE OF IMPROVEMENT.



EINLEITUNG:

MX-02 2-Kanal Mixer

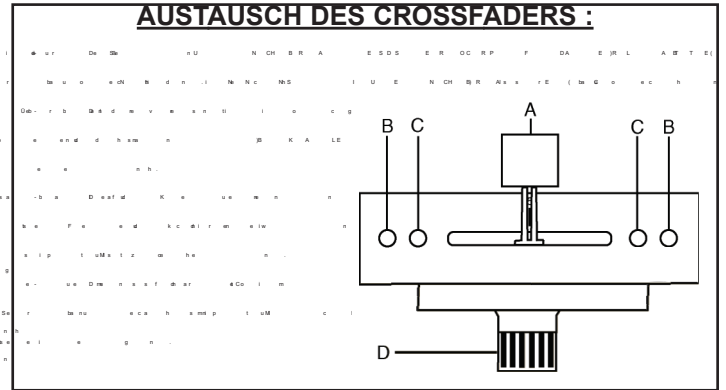
GEMINI

HIGH MID LOW
Kanalfader

CUE: HEAD-
PHONE
Cue Level.
CUE
Fader Kanal 1
Split/Mix
Crossfader Sektion: Crossfader
Crossfader

AUSSTATTUNG:

VORSICHTSMAßNAHMEN:



AUSGANGSSEKTION: MAS-
TER OUTPUT

MIC SEKTION: MIC
1

MIC 1 Mid Low
TALKOVER: MIC/TALKOVER
MIC.1

MIC/TALKOVER
MIC 1 TALKOVER
MIC/TALKOVER
MIC 1 EINGESCHALTET. MITTLEREN
TALKOVER
16 dB.

MIC/TALKOVER
MIC.1 TALKOVER
MIC-Eingänge
MIC1

MIC/TALKOVER
MIC.1 TALKOVER
16 dB.
Eingangssignale

VU METER: VU Meter
MASTEROUTPUT

TECHNISCHE DATEN:
EINGÄNGE:
AUSGÄNGE:
ALLGEMEIN:

Änderungen von Design und Daten vorbehalten.

Kanal 1: PH1/LN1 LN
Gaindrehregler

HIGH MID LOW
Kanalfader

Kanal 2: Schalter PH2/LN3
LN 4. Gaindrehregler

AC IN
Ein/Aus-Schalter

MX-02
MASTER OUTPUT
RECORD OUTPUT

PH/LN
umschaltbare Schalter
Cincheingänge
Lineeingänge
Kanal 2

Groun screws
CD-Player, Dat, Mini
Disc

BEDIENUNG:
Ein- Ausgänge
MX-02

DIESES GERÄT NICHT REGEN ODER FEUCHTIGKEIT
AUSSETZEN
AN DEN REGLERN ODER SCHALTERN KEIN SPRAY-
REINIGUNGSMITTEL ODER SCHMIERMITTEL BENUTZEN
ANSCHLÜSSE:

AC IN
Ein/Aus-Schalter

MX-02
MASTER OUTPUT
RECORD OUTPUT

PH/LN
umschaltbare Schalter
Cincheingänge
Lineeingänge
Kanal 2

Groun screws
CD-Player, Dat, Mini
Disc

BEDIENUNG:
Ein- Ausgänge
MX-02

Kanal 1: PH1/LN1 LN
Gaindrehregler

HIGH MID LOW
Kanalfader

Kanal 2: Schalter PH2/LN3
LN 4. Gaindrehregler

Änderungen von Design und Daten vorbehalten.



INTRODUCCIÓN:

MX-02 2 canales Gemini

CARACTERÍSTICAS:

PRECAUCIONES:

En los EE.UU., si Ud tiene problemas con el aparato, por favor llame al Servicio Post-Venta al 1-732-738-9003. No devuelva el aparato a la tienda donde lo compró.

NO DEJE ESTA UNIDAD EXPUESTA A LLUVIA O HUMEDAD
NO USE LIMPIADORES DE SPRAY O LUBRICANTES EN CUALQUIERA DE LOS CONTROLES O INTERRUPTORES

CONEXIONES:

AC IN

MX-02
MASTER OUTPUT
RECORD OUTPUT

Phono/Línea 2 RCA línea LN
 RCA canal CN 1
 Phono Línea PH1 PH2

LN1 LN3

TORNILLOS DE MASA

MX-02
 CD, DAT, MiniDisc, etc

NOTA: AL USAR GIRADISCOS, EL NO CONECTAR LA TOMA DE MASA PUEDE CAUSAR ZUMBIDOS.

HEADPHONE JACK
 MIC 1

MODO DE EMPLEO:

CN 1: interruptor general PGM

PH1/LN1 LN 2 canal

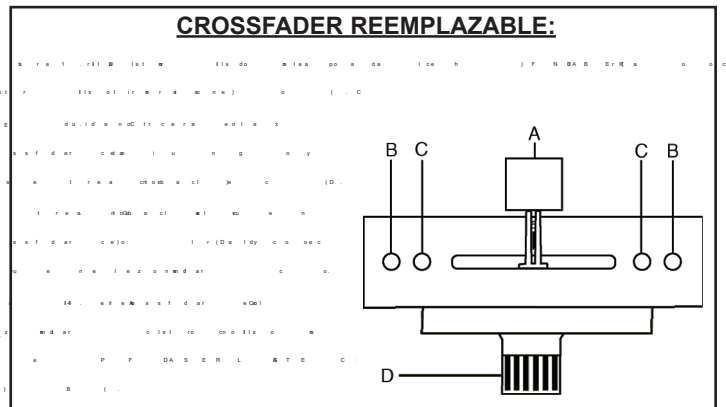
MID LOW GAIN HIGH fader de programa
 CN 2: PH2/LN3 LN 4
 PGM control fader de canal

MID LOW GAIN HIGH fader de HEADPHONE
 CUE: CUE

CUE CUE
 CN1 CN2 SPLIT MIX

SPLIT CUE MIX
 MIX SECCIÓN CROSS FADER: CROSS FADER CROSS FADER

CONTROL DE SALIDA: MASTER



SECCIÓN MICRO: MIC 1 MID control
 LOW MIC1
 de volumen MIC1
 TALKOVER: TALKOVER

TALKOVER

TALKOVER

16 dB

TALKOVER

MIC 1 16 dB
 MIC 1

VU METER: VU Meter

ESPECIFICACIONES:

ENTRADAS:

SALIDAS:

GENERAL:

LAS ESPECIFICACIONES Y DISEÑOS ESTÁN SUJETOS A CAMBIOS SIN PREVIO AVISO CON PROPOSITO DE MEJORA.

INTRODUCTION:

GEMINI MX-02

console de mixage

VOIE 1:

mutateur

PH1/LN1

com-LN2
l'aide du fader

CARACTERISTIQUES:

GAIN

AIGU

MEDIUM

GRAVE

Voie1

VOIE 2

PH2/LN3

LN4

VOIE 2

GAIN

AIGU

MEDIUM

GRAVE

VOIE 2

PRÉÉCOUTE CASQUE:
HEADPHONE

CUE

CUE

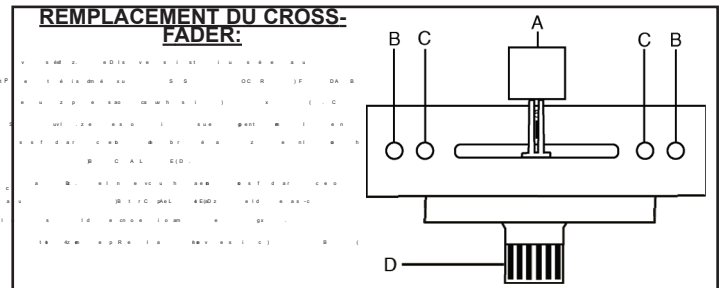
Split/Mix

CROSSFADER SECTION:

CROSSFADER

ATTENTION:

En cas de problème merci de contacter votre revendeur ou le service technique de votre pays (France: +33 1 69 79 97 79).



REPLACEMENT DU CROSS-FADER:

REGLAGE DU NIVEAU DE SORTIE:

MASTER

SECTION MICRO:

MIC 1

MEDIUM

MIC

TALKOVER: Cette fonction -16dB

TALKOVER

TALKOVER

TALKOVER

TALKOVER

16 dB

TALKOVER

AUTO TALKOVER

MIC 1

16 dB

MIC 1

VU METRE: VU METRE

CONNECTIONS:

AC IN

POWER SWITCH

MX-02

SORTIE MASTER

RCA

SORTIER ENREGISTREMENT

RCA

Ligne LN

PHONO PH

lignes fixes

VOIES 1 2

interrupteurs

PH2

interrupteurs

LN1

LN3

PH

masse situées

interrupteurs

CD/DVD/MP3, DAT, MiniDisc, etc

ATTENTION: NE PAS RELIER LA MASSE DES PLATINES VINYLES PROVOQUERA UN "BOURDONNEMENT" DÉSAGRÉABLE.

HEADPHONE JACK

MIC 1

INSTRUCTIONS D'UTILISATION:

SWITCH

LED

POWER

DANS LE CADRE D'UN SOUCI CONSTANT D'AMÉLIORATION DE NOS PRODUITS, LES SPÉCIFICATIONS TECHNIQUES PEUVENT ÊTRE MODIFIÉES SANS PRÉAVIS.



NOTES

NOTES

NOTES

gemini®

IN THE USA: IF YOU EXPERIENCE PROBLEMS WITH THIS UNIT, CALL 1-732-738-9003 FOR GEMINI CUSTOMER SERVICE. DO NOT ATTEMPT TO RETURN THIS EQUIPMENT TO YOUR DEALER.



**Worldwide Headquarters • 120 Clover Place, Edison, NJ 08837 • USA
Tel: (732) 738-9003 • Fax: (732) 738-9006**

© Gemini Sound Products Corp. 2004 All Rights Reserved.

Free Manuals Download Website

<http://myh66.com>

<http://usermanuals.us>

<http://www.somanuals.com>

<http://www.4manuals.cc>

<http://www.manual-lib.com>

<http://www.404manual.com>

<http://www.luxmanual.com>

<http://aubethermostatmanual.com>

Golf course search by state

<http://golfingnear.com>

Email search by domain

<http://emailbydomain.com>

Auto manuals search

<http://auto.somanuals.com>

TV manuals search

<http://tv.somanuals.com>