

ES50

Stereo iPod Docking Station with Remote
OWNER'S MANUAL



etón[®]
re_inventing radio
www.etoncorp.com

etón[®]
 re_inventing radio
 www.etoncorp.com

DO YOU NEED HELP? Contact Us.

If you need help, please contact us, Monday-Friday, 8:30 a.m.-4:00 p.m., North American Pacific Time. 1-800-872-2228 from the U.S.; 1-800-637-1648 from Canada; 650-903-3866, worldwide; FAX: 650-903-3867; web site, www.etoncorp.com; Etón Corporation , 1015 Corporation Way, Palo Alto, CA 94303, USA

WARNING

- Do not expose this appliance to rain or moisture.
- Do not submerge or expose for extended period to water.
- Protect from high humidity and rain.
- Only operate within specified temperature range (0 °C to 40 °C).
- Unplug immediately if liquid has been spilled or object have fallen into the apparatus.
- **Clean only with a dry cloth. Do not use detergents or chemical solvents as this might damage the finish.**
- **Unplug and disconnect external antennas during lightning storms.**
- **Do not remove cover [or back].**
- **Refer servicing to qualified service personnel.**

ENVIRONMENT



DISPOSAL

According to the European Directive 2002/96/EC all electrical and electronic products must be collected separately by a local collection system.

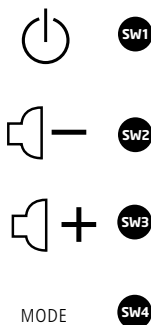
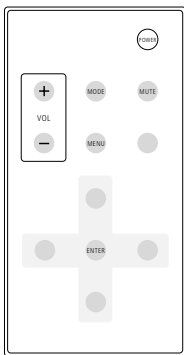
Please act according to your local rules and do not dispose of your old products with your normal household waste.

MORE ETÓN SOUND 50 INFORMATION

This operation guide provides instructions for the most commonly used aspects of the Etón Sound 50. Additional instructions and information can be found on our web site.

DIAGRAMS

REMOTE CONTROL

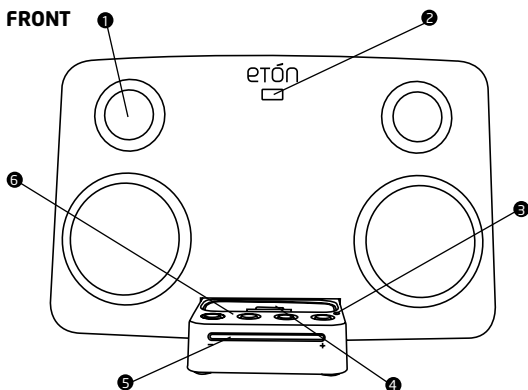


KEYPAD

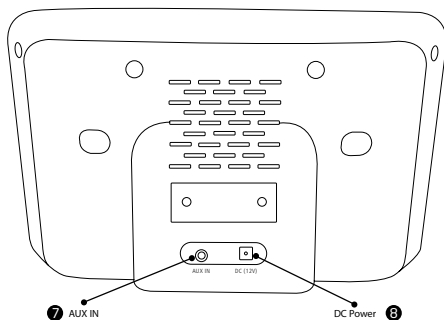
- SW1.** POWER/STANDBY
- SW2.** Volume Key –
- SW3.** Volume Key +
- SW4.** MODE

DIAGRAMS continued

FRONT




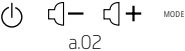
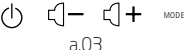

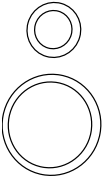
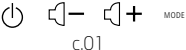
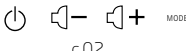
BACK



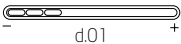
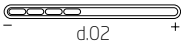








1. Audio Output
2. IR Sensor
3. Mode LED
4. Docking Slot

5. Volume LED
6. Keypad
7. AUX IN
8. DC Power

GENERAL KEY

DEFINITION	DISPLAY	DESCRIPTION
Power Standby	 a.01  a.02  a.03  a.04	<ol style="list-style-type: none"> 1. When the unit is working, pressing the power button turns off the power (fig. a.01; a.02). 2. When the unit is off, pressing the power button turns on the unit in ipod mode. (fig. a.03). 3. 30 seconds after turning on the unit, the LED will flash. (fig. a.04).
Mute Key	 b.01	<ol style="list-style-type: none"> 1. When the unit is at audio status, press mute key to mute the radio. (fig. b.01). 2. When the unit is at mute status, press mute key to activate it.
Mode Key	 c.01  c.02	<ol style="list-style-type: none"> 1. Press Mode button to transfer from ipod to Aux; Aux to iPod. (fig. c.01; c.02). 2. At iPod mode: red light works (fig. c.01). 3. Aux mode: green light works (fig. c.02).

GENERAL KEY continued

DEFINITION	DISPLAY	DESCRIPTION
Volume Key + -	 	Use volume button to change the volume; the volume is set at 8 segments.
Menu Key	Menu	Press Menu button to get in menu mode; this mode exists at ipod mode
AT iPod Mode:	   	<ol style="list-style-type: none"> At ipod mode: Red light works. The preset mode is iPod mode.
AT AUX Mode:	   	At AUX mode, external audio can be input to the unit; at this status, Etón Sound 50 is the speaker.

The Etón Sound 50 can work with the following models: 3rd Generation iPod, 4th Generation iPod, iPod mini, iPod photo, iPod U2 Special Education, iPod Nano, 5th Generation.

WARRANTY REGISTRATION

To ensure full warranty coverage or product updates, registration of your product should be completed as soon as possible after purchase or receipt. You may use one of the following options to register your product:

1. By visiting our website at <http://www.etoncorp.com>.
2. Mail in enclosed warranty card.
3. Mail your registration card or information to the following address; Include your name, full mailing address, phone number, model purchased, date purchased, retail vendor name and product serial number (typically located in or near the battery compartment):

Etón Corporation
1015 Corporation Way
Palo Alto, CA 94303 USA

LIMITED WARRANTY

Retain the warranty information from your warranty card with your proof of purchase or the Limited Warranty information can also be viewed at www.etoncorp.com.

SERVICE FOR YOUR PRODUCT

To obtain service for your product, we recommend first contacting an Etón service representative at 800-872-2228 US, 800-637-1648 Canada or (650) 903-3866 for problem determination and troubleshooting. If further service is required, the technical staff will instruct how to proceed based on whether the radio is still under warranty or needs non-warranty service.

WARRANTY – If your product is still in warranty and the Etón service representative determines that warranty service is needed, a return authorization will be issued and instructions for shipment to an authorized warranty repair facility. Do Not ship your radio back without obtaining the return authorization number.

NON-WARRANTY – If your product is no longer under warranty and requires service our technical staff will refer you to the nearest repair facility that will be able to best handle the repair.

For service outside of North America, please refer to the distributor information included at time of purchase/receipt.



Etón Corporation

Corporate Headquarters
1015 Corporation Way
Palo Alto, California 94303 USA
tel +1 650-903-3866
tel +1 800-872-2228
fax +1 650-903-3867

Etón Europe/Lextronix Germany

Rosenstrasse 2
D-10178 Berlin, Germany
tel +49 [0]30 243102142

Etón Canada

1 Yonge Street, Suite 1801
Toronto, Ontario M5E 1W7 Canada
tel +1 416-214-6885

Free Manuals Download Website

<http://myh66.com>

<http://usermanuals.us>

<http://www.somanuals.com>

<http://www.4manuals.cc>

<http://www.manual-lib.com>

<http://www.404manual.com>

<http://www.luxmanual.com>

<http://aubethermostatmanual.com>

Golf course search by state

<http://golfingnear.com>

Email search by domain

<http://emailbydomain.com>

Auto manuals search

<http://auto.somanuals.com>

TV manuals search

<http://tv.somanuals.com>