

5. OPERATION

Once your smartphone or tablet is synced with the PA-BT30, you will be able to play your MP3s and streaming music services from your device through the Bluetooth speaker.

Bluetooth range: 30'

Coverage: 30w speaker is powerful enough to fill a 50' x 50' room or be heard by 300 people.



6. WARRANTY

Califone warrants this product to be free from defective material and workmanship for one year from the purchase date. Our "Project Intercept" Customer Satisfaction program will replace defective parts and repair malfunctioning equipment under this warranty when the defect occurs under normal use.

All Damage Claims Must Be Made With the Freight Carrier

Notify the freight carrier immediately if you observe any damage to the shipping carton or product. Repack the unit in the carton and await inspection by the carrier's claim agent. Notify your dealer of the pending freight claim.

Returning Your Unit for Service or Repairs

Should your unit require service, contact our Customer Service Department online at califone.com/techsupport or via email warranty@califone.com or by phone at 800-722-0500 / 818-407-2400 to first obtain an RA (Return Authorization) number before returning it to Califone. The unit must be returned to our factory via prepaid transportation only after Califone issues an RA number. The RA number must be clearly written on the outside of the box.

Califone® International, Inc.
1145 Arroyo Avenue, #A
San Fernando, CA 91340 USA
Toll Free 800.722.0500 | Toll Free Fax 877.402.2248
International Customers call 818.407.2400
or Fax 818.407.2405
califone.com

Califone PA-BT30 052013



Bluetooth PA



PA-BT30 User Manual

CALIFONE® Bluetooth Speaker

Thank you for purchasing the Califone® model PA-BT30 Bluetooth PA.

We encourage you to visit www.califone.com/registration to register your product for its warranty coverage, to sign up to receive our **newsletter**, download our catalog, and learn more about the complete line of Califone® audio visual products, including portable and installed wireless PA systems, multimedia players and recorders, headphones and headsets, computer peripheral equipment, visual presentation products and language learning materials.

1. IMPORTANT SAFETY INSTRUCTIONS

Before using this product, read the instruction manual for important safety information. Please retain this manual for future reference and warranty information.

Troubleshooting & Servicing

Do not attempt to service or repair the device yourself. Refer all servicing to qualified service personnel. Do not attempt to modify the device in any way. Doing so could invalidate your warranty.

Moisture and heat sources

Do not use this apparatus near water (for example, sinks, baths, pools) or expose it to rain, moisture, dripping or splashing liquids. Do not expose the unit to high temperatures, high humidity or direct sunlight.

Cleaning

When cleaning the device, please use a soft, dry cloth. Never use benzene, paint-thinner, or other chemicals on the device.

Location

Place the bluetooth speaker in a stable location, so it will not fall causing damage to the device or bodily harm.

Intended use

The product may only be used with the original parts intended for it. The product may only be used in closed and dry rooms. The intended use includes adherence to the specified installation instructions. Califone accepts no liability for damage arising due to improper use.

2. PACKAGE CONTENTS

- Bluetooth Speaker
- 3.5mm audio cable
- Detachable power cord
- User manual

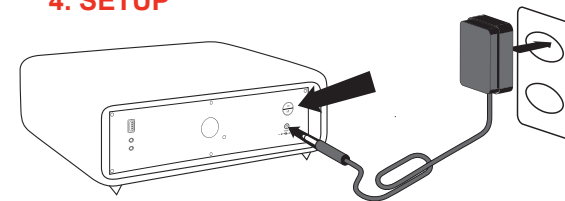


3. PART NAMES AND FUNCTIONS

1. USB Charging port (5v)
2. Headphone jack
3. 3.5mm Line in
4. LED Power On
5. On/Off Switch
6. Power Plug
7. LED Bluetooth indicator
8. Bluetooth On button

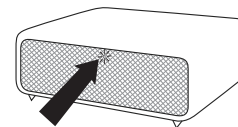
califone.com

4. SETUP



a. Attach the power cord into the back of your PA-BT30 and plug the adapter into the wall.

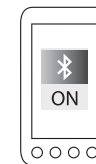
b. Turn the unit on by switching the power switch to the on position



c. Make sure the light on the front of the speaker is on



d. Turn the Bluetooth on by pressing the big button in the back



e. Turn your Bluetooth device on (iPhone, Android, Blackberry). Refer to your device's user manual to turn on Bluetooth.



f. Scan for devices and look for "Califone" and pair your device.

Free Manuals Download Website

<http://myh66.com>

<http://usermanuals.us>

<http://www.somanuals.com>

<http://www.4manuals.cc>

<http://www.manual-lib.com>

<http://www.404manual.com>

<http://www.luxmanual.com>

<http://aubethermostatmanual.com>

Golf course search by state

<http://golfingnear.com>

Email search by domain

<http://emailbydomain.com>

Auto manuals search

<http://auto.somanuals.com>

TV manuals search

<http://tv.somanuals.com>