

Wii™



Disney
HANNAH
MONTANA
SPOTLIGHT
WORLD TOUR



INSTRUCTION BOOKLET

PLEASE CAREFULLY READ THE Wii™ OPERATIONS MANUAL COMPLETELY BEFORE USING YOUR Wii HARDWARE SYSTEM, GAME DISC OR ACCESSORY. THIS MANUAL CONTAINS IMPORTANT HEALTH AND SAFETY INFORMATION.

IMPORTANT SAFETY INFORMATION: READ THE FOLLOWING WARNINGS BEFORE YOU OR YOUR CHILD PLAY VIDEO GAMES.

⚠ WARNING - Seizures

- Some people (about 1 in 4000) may have seizures or blackouts triggered by light flashes or patterns, and this may occur while they are watching TV or playing video games, even if they have never had a seizure before.
- Anyone who has had a seizure, loss of awareness, or other symptom linked to an epileptic condition, should consult a doctor before playing a video game.
- Parents should watch their children play video games. Stop playing and consult a doctor if you or your child has any of the following symptoms:

Convulsions Eye or muscle twitching Altered vision
 Loss of awareness Involuntary movements Disorientation

- To reduce the likelihood of a seizure when playing video games:
 1. Sit or stand as far from the screen as possible.
 2. Play video games on the smallest available television screen.
 3. Do not play if you are tired or need sleep.
 4. Play in a well-lit room.
 5. Take a 10 to 15 minute break every hour.

⚠ WARNING - Repetitive Motion Injuries and Eyestrain

Playing video games can make your muscles, joints, skin or eyes hurt. Follow these instructions to avoid problems such as tendonitis, carpal tunnel syndrome, skin irritation or eyestrain:

- Avoid excessive play. Parents should monitor their children for appropriate play.
- Take a 10 to 15 minute break every hour, even if you don't think you need it.
- If your hands, wrists, arms or eyes become tired or sore while playing or if you feel symptoms such as tingling, numbness, burning or stiffness, stop and rest for several hours before playing again.
- If you continue to have any of the above symptoms or other discomfort during or after play, stop playing and see a doctor.




⚠ CAUTION - Motion Sickness

Playing video games can cause motion sickness in some players. If you or your child feels dizzy or nauseous when playing video games, stop playing and rest. Do not drive or engage in other demanding activity until you feel better.

IMPORTANT LEGAL INFORMATION

This Nintendo game is not designed for use with any unauthorized device. Use of any such device will invalidate your Nintendo product warranty. Copying of any Nintendo game is illegal and is strictly prohibited by domestic and international intellectual property laws. "Back-up" or "archival" copies are not authorized and are not necessary to protect your software. Violators will be prosecuted.

REV-E

	<p>The Official Seal is your assurance that this product is licensed or manufactured by Nintendo. Always look for this seal when buying video game systems, accessories, games and related products.</p>	
		
	<p>Nintendo, Wii and the Official Seal are trademarks of Nintendo. © 2006 Nintendo.</p>	<p>Licensed by Nintendo </p>



Dance the Stages of the World

Hannah Montana's latest CD has just hit the shelves, and now it's time to push it to the top of the charts. To make it happen, she's going to tour the world's greatest cities, and perform on the world's greatest stages, in front of the world's greatest fans - hers! And with you guiding the dual-identity pop diva through her signature dance moves, the show is sure to be magnificent - from Malibu to Moscow.

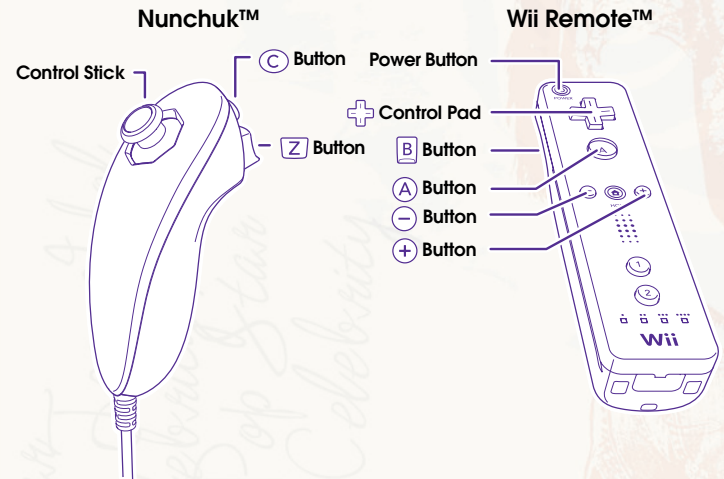
Hannah needs your help backstage, too, choosing costumes, jewelry, hair styles, and songs to perform. And in between gigs there are photo shoots to do, rehearsals to attend, songs to write, autographs to sign...whew! Nobody said pop-stardom was a walk in the park.

But even with all the work a world tour demands, Hannah still finds time to shop the world's greatest stores. Every girl has her priorities!



Controls

Connect the **Nunchuk** to the **Wii Remote's** External Extension Connection. See the Wii instruction manual for details.



Nunchuk Neutral Position Reset

NOTE: If the **Control Stick** is moved out of neutral position when the power is turned on, or when connecting to the **Wii Remote**, that position will be set as neutral position, causing incorrect game control during gameplay. To reset the **Control Stick**, allow it to return to the normal neutral position, then simultaneously hold down the **(A)(B)(+)(-)** **Buttons** on the **Wii Remote** for three seconds.

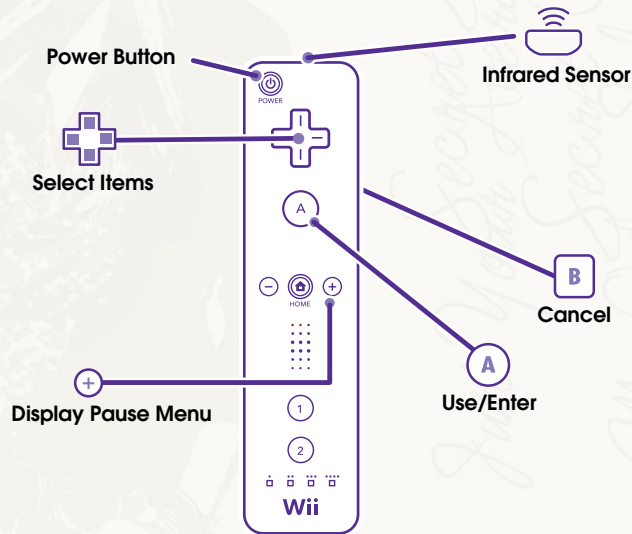
⚠ CAUTION: WRIST STRAP USE

Please use the wrist strap to help prevent injury to other people or damage to surrounding objects or the Wii Remote in case you accidentally let go of the Wii Remote during game play.

Also remember the following:

- Make sure all players put on the wrist strap properly when it is their turn.
- Do not let go of the Wii Remote during game play.
- Dry your hands if they become moist.
- Allow adequate room around you during game play and make sure that all areas you might move into are clear of other people and objects.
- Stay at least three feet from the television

Game Controls



MENU CONTROLS

Waltzing through the menus is a snap. Just point your **Wii Remote** at the screen to highlight a menu option and press the **A Button** to select it.

Wii Remote	Highlight menu options
A Button	Select
B Button	Return to previous menu

NAVIGATION CONTROLS

When Hannah is getting ready backstage, or when she's shopping or meeting her fans, you will guide her with the control stick on the **Nunchuk** and the **Wii Remote**.

Nunchuk	Move Hannah
Wii Remote	Move on screen pointer
A Button	Select
B Button	Cancel selection / Back
+ Button	Pause / Open PDA

ON-STAGE CONTROLS

On stage you will guide Hannah to a Five Star performance by making gestures with the **Nunchuk** and the **Wii Remote**. For details, see Dance Lessons on page 7.

Nunchuk	Controls red dance icons
Wii Remote	Controls blue dance icons
Wii Remote + Nunchuk	Controls green dance icons
+ Button	Pause / Open PDA

The Main Menu

WORLD TOUR

Hannah's world tour kicks off in New York, but really it starts here when you open this menu item! Rio, Rome, Tokyo, Paris, London — they're all on the travel plan. Hannah can't visit any of them without you. Don't keep her fans waiting!

DANCE PARTY

You and a friend can both perform on stage at the same time. And you can both be Hannah Montana, too.

DANCE OFF

Is that Hannah Montana onstage? Or is it her look-a-like cousin LuAnn? There's one way to find out — a dance competition! LuAnn is a wonderful performer, but nobody can perform Hannah's moves like Hannah can.

FREE DANCE

If you're in the mood for a song, but you don't feel like opening up World Tour and traveling half way around the globe to perform it, visit Free Dance for a quick onstage performance. Songs and venues you have unlocked in World Tour are available here.

Spotlight Dance

Every stage on which Hannah performs is a little different, but thanks to Robby's smart stage management, some things remain the same no matter where she is.



- There's Hannah, doing her thing.
- Watch here for upcoming moves. Perform them when they cross the star for top scoring.
- Sneak a peek at the Performance Meter to see what Hannah's fans think of your moves.

DANCE LESSONS

The first time you start *Disney Hannah Montana: Spotlight World Tour* and begin the World Tour, you'll rehearse a bit backstage before taking the stage for real. But to get you started, here's a sample of some of Hannah's moves.

DANCE GESTURES

While Hannah does her thing on stage, you will dance along using the **Wii Remote** and **Nunchuk**. Watch the scrolling icons under Hannah to find out what moves to do; then do them as they pass over the star.

Here's a tip: Blue icons are for your **Wii Remote**; Red ones are for your **Nunchuk**; and Green icons are moves you perform with both the **Wii Remote** and the **Nunchuk**.

Here's another tip: Hold the **Wii Remote** in your right hand and the **Nunchuk** in your left!



BASIC WII REMOTE GESTURES

MORE ADVANCED GESTURES WILL BE TAUGHT TO PLAYERS DURING GAMEPLAY



Wii Remote held upright while “stirring the pot”



Wii Remote thrust up



Wii Remote thrust right



Wii Remote thrust down



Wii Remote flicked forward (like casting a fishing line)



Tap your heart with your **Wii Remote**

BASIC NUNCHUK GESTURES



Nunchuk thrust up



Nunchuk thrust left



Nunchuk thrust down



Tap your heart with your **Nunchuk**



Nunchuk tilted slightly backward and held like a microphone



Nunchuk flick forward (like casting a fishing line)



Nunchuk held upright while “stirring the pot”

COMBINED GESTURES



Nunchuk out to left, **Wii Remote** at right hip as if strumming a guitar



Clapping motion



Nunchuk and **Wii Remote** held upright while “stirring”



Tap your heart with both your **Nunchuk** and your **Wii Remote**



Propel both your **Nunchuk** and **Wii Remote** up



Propel both your **Nunchuk** and **Wii Remote** down

AUDIENCE INTERACTION GESTURES



Wave the **Wii Remote** to get crowd reaction



Thrust the **Wii Remote** up in a “high-five” gesture



Tap the **Wii Remote** out in front of you as if to touch someone’s hand



Make a slight clapping motion with the **Wii Remote** and **Nunchuk**



Use the **Wii Remote** to quickly perform a “high-five” motion three times in the air

If you ever need to repeat a dance lesson or be reminded how to perform a move, visit Oliver backstage to Review a Tutorial or Practice a Song.

TIPS & HINTS

For more useful tips and hints go to HannahMontanaVideoGames.com

Free Manuals Download Website

<http://myh66.com>

<http://usermanuals.us>

<http://www.somanuals.com>

<http://www.4manuals.cc>

<http://www.manual-lib.com>

<http://www.404manual.com>

<http://www.luxmanual.com>

<http://aubethermostatmanual.com>

Golf course search by state

<http://golfingnear.com>

Email search by domain

<http://emailbydomain.com>

Auto manuals search

<http://auto.somanuals.com>

TV manuals search

<http://tv.somanuals.com>