



COMMERCIAL DESIGN GUARANTEED PERFORMANCE

PEACE & QUIET KETTLE

Instruction Booklet

Please read these instructions carefully and retain for future reference



Contents

Sunbeam's Safety Precautions	1
Features of your Café Series®	
Peace & Quiet Kettle	2
Quiet Boil Technology	4
Using your Café Series®	
Peace & Quiet Kettle	5
Sunbeam's 3-Way Safety System	5
Care and Cleaning	6

Important instructions – retain for future use.

تأكد من تفهم احتياطات السلامة المذكورة اعلاه

請務必理解上述的安全預防措施。

Assurez-vous que les précautions ci-dessus relatives à la sécurité sont bien comprises

Versichern Sie sich, dass die obenstehenden Sicherheitsmaßnahmen verstanden werden

Βεβαιώνετε πως οι παραπάνω προφυλάξεις ασφαλείας γίνονται κατανοητές

Pastikan bahwa tindakan-tindakan keselamatan seperti di atas dimengerti anda

Accertatevi che le suddette norme di sicurezza siano comprese a dovere

上記の注意事項をよくお読みになり、安全を御確認ください

Уверете се дека погоре споменатите мерки на претпазливост се добро разбрани

Asegúrese de que las precauciones de seguridad precedentes sean bien comprendidas

کاری بکنید کہ احتیاطهای بالا حتماً درک بشوند

ต้องแน่ใจว่า ข้อควรระวังเรื่องความปลอดภัยข้างต้น เป็นที่เข้าใจกันดี

Yukarda belirtilen güvenlik önlemlerinin anlaşılığundan emin olunuz

Xin kiểm chắc rằng những biện pháp làm an toàn kể trên được hiểu rõ

Sunbeam's Safety Precautions

SAFETY PRECAUTIONS FOR YOUR SUNBEAM KETTLE.

- Boiling water will scald. Do not leave a boiling or hot kettle near or where children may touch it.
- Boiling water may be ejected, if overfilled.
- Do not leave the power cord near the edge of a bench top where children may touch or pull it.

- Do not move kettle while switched on.
- Always turn the power off and unplug the cord while the kettle is NOT in use.
- Do not operate the kettle without water.
- Your Café Series® Peace & Quiet Kettle must only be used with the power base supplied.
- Always operate the kettle on a flat, level surface.

Sunbeam is very safety conscious when designing and manufacturing consumer products, but it is essential that the product user also exercise care when using an electrical appliance. Listed below are precautions which are essential for the safe use of an electrical appliance:

- Read carefully and save all the instructions provided with an appliance.
- Always turn the power off at the power outlet before you insert or remove a plug. Remove by grasping the plug - do not pull on the cord.
- Turn the power off and remove the plug when the appliance is not in use and before cleaning.
- Do not use your appliance with an extension cord unless this cord has been checked and tested by a qualified technician or service person.
- Always use your appliance from a power outlet of the voltage (A.C. only) marked on the appliance.
- This appliance is not intended for use by persons (including children) with reduced physical, sensory or mental capabilities, or lack of experience and knowledge, unless they have been given supervision or instruction concerning use of the appliance by a person responsible for their safety.
- Children should be supervised to ensure that they do not play with the appliance.
- The temperature of accessible surfaces may be high when the appliance is operating.
- Never leave an appliance unattended while in use.
- Do not use an appliance for any purpose other than its intended use.

- Do not place an appliance on or near a hot gas flame, electric element or on a heated oven.
- Do not place on top of any other appliance.
- Do not let the power cord of an appliance hang over the edge of a table or bench top or touch any hot surface.
- Do not operate any electrical appliance with a damaged cord or after the appliance has been damaged in any manner. If damage is suspected, return the appliance to the nearest Sunbeam Appointed Service Centre for examination, repair or adjustment.
- For additional protection, Sunbeam recommend the use of a residual current device (RCD) with a tripping current not exceeding 30mA in the electrical circuit supplying power to your appliances.
- Do not immerse the appliance in water or any other liquid unless recommended.
- Appliances are not intended to be operated by means of an external timer or separate remote control system.
- This appliance is intended to be used in household and similar applications such as: staff kitchen areas in shops, offices and other working environments; farm houses; by clients in hotels, motels and other residential type environments; bed and breakfast type environments.

If you have any concerns regarding the performance and use of your appliance, please visit www.sunbeam.com.au or contact the Sunbeam Consumer Service Line. Ensure the above safety precautions are understood.

Features of your Café Series® Peace & Quiet Kettle

Water gauge

The full length water gauge indicates the volume of water in the kettle up to 2.0 litres.

Stylish stainless steel design

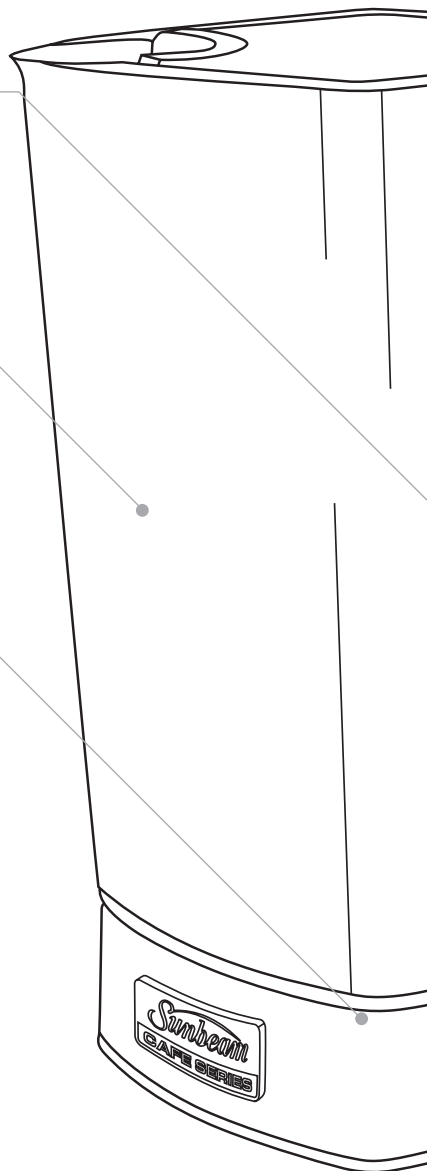
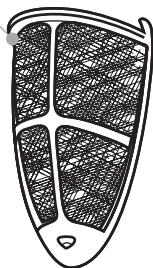
Long life stainless steel to suit any kitchen décor.

2400 watt concealed element with quiet boil technology

The fast boil 2400 watt element is concealed in the base of the kettle for longer element life. The stainless steel quiet boil disc reduces noise level during heating.

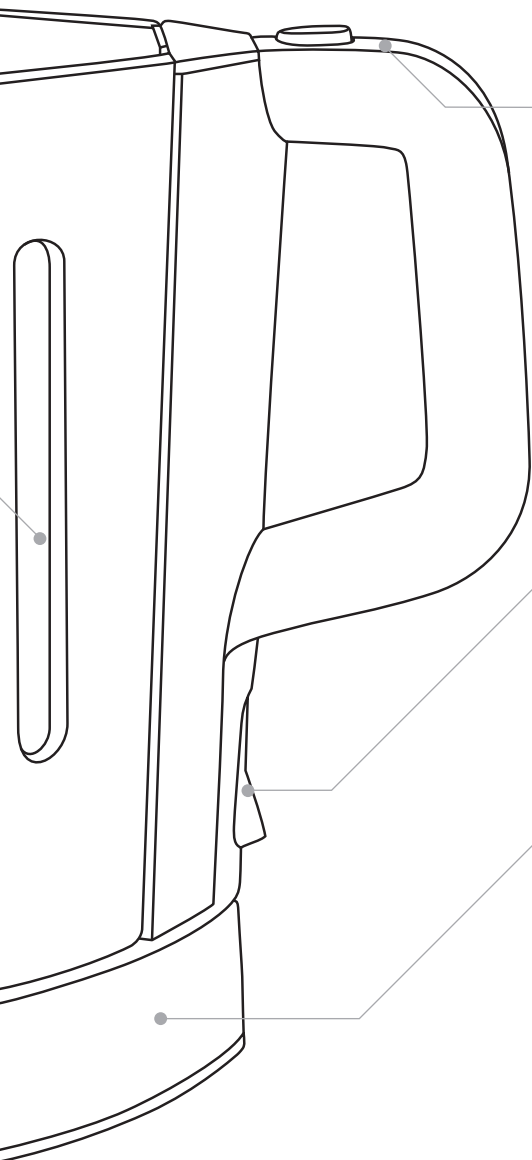
Removable mesh filter

Keeps the water clean of any foreign matter and is removable for easy cleaning.



3-Way Safety System.

- 1 – Automatically switches the kettle off after boiling.
- 2 – Cuts out for boil-dry production.
- 3 – Shuts down in case of overheating.



Hinged locking lid

For ease of use the lid is activated by a single press of a button. The design is ideal for one-handed use and also locks shut to prevent accidental scalding.

Neon ON/OFF switch with auto cut-out

Lights up to indicate that the kettle is on and heating. Switches the kettle off automatically after boiling.

Cordless power base with cord wrap

The cordless power base allows you to place the kettle in multiple positions and also features a storage compartment for any unwanted cord length.

Quiet Boil Technology

The Cafe Series Peace & Quiet Kettle features newly developed quiet boil technology that makes boiling water a peaceful practice.

The quiet boil technology is a stainless steel disc positioned on the element floor that reduces the size of as well as dispersing the water bubbles. This minimises the level of noise during heating. Once the kettle reaches boiling temperature it is only then that a bubbling noise can be heard and at this point the kettle will automatically switch off.



Using your Café Series® Peace & Quiet Kettle

Before using your kettle.

It is recommended that you clean your kettle before use by filling the kettle with water, up to the maximum level indicator, boil and discard.

Using your kettle.

1. To fill the kettle, remove it from the power base and lift the lid, by pressing the button at the top of the handle. Alternatively, the kettle may be filled through the pouring spout.

2. Fill the kettle with the desired amount of water.

NOTE: Do not fill the kettle over the maximum level, as water may spill out of the spout when boiling.

3. Push the lid closed firmly until it locks into position.

4. Place the kettle on the power base and connect the plug into a 230/240 Volt AC power outlet. Turn the power ON.

5. Press the ON/OFF button downwards at the base of the handle. The power indicator light will illuminate to indicate the kettle is heating. The kettle will switch off automatically once the water has boiled.

NOTE: Ensure that the ON/OFF switch is clear of obstructions and the lid is firmly closed. The kettle will not turn off if the ON/OFF switch is constrained or if the lid is left open. Do not remove the kettle from the power base while in use.

6. Lift the kettle from the power base and pour the water.

NOTE: Use caution when pouring the water from your kettle, as boiling water will scald.

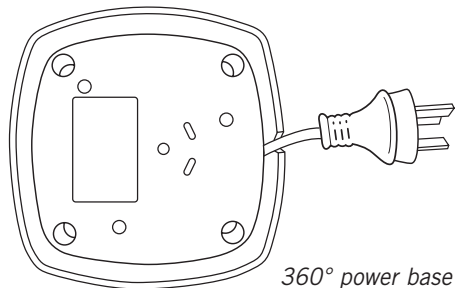
7. The kettle may be stored on the power base while not in use. The kettle will not re-boil until the ON/OFF switch is pressed downward.

NOTE: Ensure the power is turned off at the power outlet when the kettle is not in use.

Should you accidentally allow the kettle to operate without water, boil-dry protection will automatically switch it off. If this occurs, allow the kettle to cool before filling with cold water and re-boiling.

Cord Storage Facility.

Excess cord can be stored by winding the cord around the storage facility underneath the power base.



360° power base

Sunbeam's 3-Way Safety System



Safety is a major consideration in the design of a Sunbeam kettle. This is why we have developed our 3-Way Safety System, which ensures that your kettle will:

1. Automatically switch off after boiling.

For convenience, safety and energy efficiency, your Sunbeam kettle will automatically switch off after boiling.

2. Cut-out for boil-dry protection.

If the kettle is operated without water, it will automatically cut-out, preventing any damage to the element.

If this occurs, allow the kettle to cool before filling with cold water and re-boiling.

3. Shut-down in case of overheating.

In the event of overheating, the kettle will automatically shut down to prevent further damage. Should this occur, take your kettle to a Sunbeam Service Centre or Appointed Service Agent.

Care and Cleaning

Always disconnect the kettle from the power outlet before cleaning.

Never immerse the kettle switch area, cord or power base in water, or allow moisture to come into contact with these parts.

Removal of mineral deposits.

Mineral deposits in tap water may cause the interior of the water gauge to discolour. To remove this build-up, use Sunbeam Liquid Descaler, a simple to use, non-toxic cleaner available from Sunbeam Appointed Service Agents.

Alternatively:

1. Fill the kettle with 3 cups of white vinegar and the remainder with water and allow to stand overnight. **DO NOT BOIL.**
2. Empty the solution from the kettle. Any stains remaining inside the spout can be removed by rubbing with a damp cloth. Fill the kettle with clean water, bring to boil and then discard the water. Repeat and the kettle will then be ready to use.

To clean the stainless exterior

The stainless steel surface may be wiped over with a damp cloth and polished with a soft dry cloth.

CAUTION: Do not use chemicals, steelwool, or abrasive cleaners to clean the outside of the kettle, as these will scratch the stainless steel surface.

To clean the mesh filter

Press the button on the handle to open the hinged lid. Grasp the top of the mesh filter and pull upwards to remove. Wash in warm soapy water and dry thoroughly before replacing in the kettle.



COMMERCIAL DESIGN GUARANTEED PERFORMANCE



The Sunbeam 2 Year Element Guarantee

Sunbeam has built its reputation on manufacturing quality electrical appliances. Our Cafe Series® Peace & Quiet Kettle is constructed from the highest quality materials. So much so, we guarantee our Kettle element for (2) two years against faulty materials or manufacture. This guarantee is just another expression of our confidence in the way we make appliances at Sunbeam. In order to be eligible for this guarantee, you must retain your receipt as proof of purchase.

Your Cafe Series® Peace & Quiet Kettle is covered for the first year against faulty material or manufacture by the Sunbeam 12 Month Replacement Guarantee. Should you experience any difficulties with your appliance within this 12 Month period, please phone our customer service line for advice on 1300 881 861 in Australia, or 0800 786 232 in New Zealand.

The Sunbeam (2) two year element guarantee begins from date of purchase and extends for one year beyond the 12 Month Replacement Guarantee. It covers only the element, guaranteeing it against faulty materials or manufacture. It does not cover damage caused by accident, misuse or being used in a manner not in accordance with the Instruction Book. Similarly, this element guarantee does not cover freight or any other costs incurred in making a claim.

If a fault should develop with the element after the period covered by the 12 Month Replacement Guarantee, please call Sunbeam Customer Service on the number listed below or send a written claim to Sunbeam at the address listed below. On receipt of your claim, Sunbeam will advise you on how to obtain a replacement element if your element is defective. Alternatively, you can return the Cafe Series® Peace & Quiet Kettle to any of Sunbeam's authorised service centres, together with your receipt. The service centre will examine the element and if it is faulty or defective, the element will be replaced free of charge.

For a complete list of Sunbeam's authorised service centres visit our website or call:

Sunbeam Corporation Ltd. Australia

www.sunbeam.com.au
1300 881 861

Units 5 & 6, 13 Lord Street
Botany NSW 2019 Australia

Sunbeam Corporation Ltd. New Zealand

www.sunbeam.co.nz
0800 786 232

26 Vestey Drive, Mt Wellington
Auckland, New Zealand

The benefits given to you by this guarantee are in addition to your other rights and remedies under any laws which relate to the appliance.

Our goods come with guarantees that cannot be excluded under the Australian Consumer Law and under the New Zealand Consumer Guarantees Act. In Australia you are entitled to a replacement or refund for a major failure and for compensation for any other reasonably foreseeable loss or damage. You are also entitled to have the goods repaired or replaced if the goods fail to be of acceptable quality and the failure does not amount to a major failure.

IMPORTANT NOTE

Sunbeam agrees to replace the element in the event of the element developing a fault or defect, within the one year after the 12 Month Replacement Guarantee.

As your Cafe Series® Peace & Quiet Kettle needs to be assessed at a Sunbeam authorised service centre, it will not be accepted through retail stores.

If using the Cafe Series® Peace & Quiet Kettle for commercial use this element guarantee is limited to 12 months from the date of purchase.



COMMERCIAL DESIGN GUARANTEED PERFORMANCE

12 Month Replacement Guarantee

In the unlikely event that this appliance develops any malfunction within 12 months of purchase (3 months commercial use) due to faulty materials or manufacture, we will replace it for you free of charge.

Should you experience any difficulties with your appliance, please phone our customer service line for advice on 1300 881 861 in Australia, or 0800 786 232 in New Zealand. Alternatively, you can send a written claim to Sunbeam at the address listed below. On receipt of your claim, Sunbeam will seek to resolve your difficulties or, if the appliance is defective, advise you on how to obtain a replacement or refund.

Your Sunbeam 12 Month Replacement Guarantee naturally does not cover misuse or negligent handling and normal wear and tear.

Similarly your 12 Month Replacement Guarantee does not cover freight or any other costs incurred in making a claim. Please retain your receipt as proof of purchase.

The benefits given to you by this guarantee are in addition to your other rights and remedies under any laws which relate to the appliance.

Our goods come with guarantees that cannot be excluded under the Australian Consumer Law and under the New Zealand Consumer Guarantees Act.

In Australia you are entitled to a replacement or refund for a major failure and for compensation for any other reasonably foreseeable loss or damage. You are also entitled to have the goods repaired or replaced if the goods fail to be of acceptable quality and the failure does not amount to a major failure.

Should your appliance require repair or service after the guarantee period, contact your nearest Sunbeam service centre.

For a complete list of Sunbeam's authorised service centres visit our website or call:

Australia

www.sunbeam.com.au

1300 881 861

Units 5 & 6, 13 Lord Street
Botany NSW 2019 Australia

New Zealand

www.sunbeam.co.nz

0800 786 232

26 Vestey Drive, Mt Wellington
Auckland, New Zealand



COMMERCIAL DESIGN GUARANTEED PERFORMANCE

Need help with your appliance?

Contact our customer service team or visit our website for information and tips on getting the most from your appliance.

In Australia

Visit www.sunbeam.com.au

Or call 1300 881 861

In New Zealand

Visit www.sunbeam.co.nz

Or call 0800 786 232

Sunbeam is a registered trademark.

'Peace & Quiet Kettle' is a trademark of Sunbeam Corporation.
Made in China.

Due to minor changes in design or otherwise,
the product may differ from the one shown in this leaflet.

© Copyright. Sunbeam Corporation Limited 2006.

ABN 45 000 006 771

Sunbeam Corporation is a division of GUD Holdings Ltd.

Units 5 & 6, 13 Lord Street
Botany NSW 2019 Australia

Unit 3, Building D
26 Vestey Drive
Mt Wellington Auckland
New Zealand

Sunbeam Corporation is a division of GUD Holdings Ltd.

07/11

Free Manuals Download Website

<http://myh66.com>

<http://usermanuals.us>

<http://www.somanuals.com>

<http://www.4manuals.cc>

<http://www.manual-lib.com>

<http://www.404manual.com>

<http://www.luxmanual.com>

<http://aubethermostatmanual.com>

Golf course search by state

<http://golfingnear.com>

Email search by domain

<http://emailbydomain.com>

Auto manuals search

<http://auto.somanuals.com>

TV manuals search

<http://tv.somanuals.com>