

Incandescent





Incandescent Basics

The basic design of the incandescent lamp has not changed much since the late 1800s, when Thomas Alva Edison successfully produced the first operational electric light bulb. These are the must-know fundamental facts about incandescent lamps and the alternative choices that are available today.

THE FILAMENT

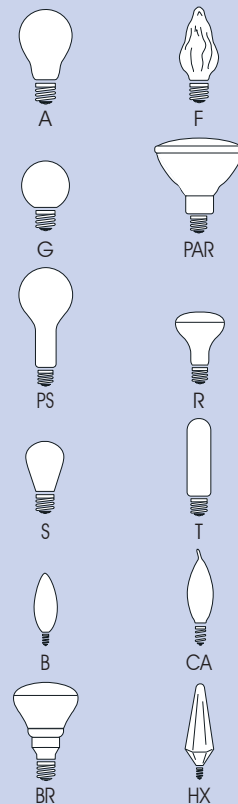
Incandescent lamp filaments are made of tungsten. Tungsten is a metal that can operate at very high temperatures without evaporating too quickly and resulting in early lamp failure. Incandescent filaments only convert about 10 percent of the energy used into visible light, so it is necessary to use a material that can withstand extremely high temperatures. Most lamps use a coiled filament design, which has been found to be stronger and deliver better performance.

THE GLASS BULB

The filament inside an incandescent lamp must be protected so that oxygen does not reach it and cause it to evaporate on contact. Most incandescent lamps are either vacuum-sealed or gas-filled. It was discovered in the early 1900s that the introduction of gas inside the bulb, or envelope, created a pressure against the filament. This pressure allowed the filament to burn hotter and last longer. Most gas-filled incandescent lamps today use a mixture of argon and nitrogen gases.

Bulb shapes

The size and shape of a lamp's bulb are designated by a letter(s) and a number. The letter specifies the shape of the bulb and the number indicates the maximum diameter in 1/8-inch increments. Example: A G40 is a globe shape which is 5 inches in diameter.



HOW IT WORKS

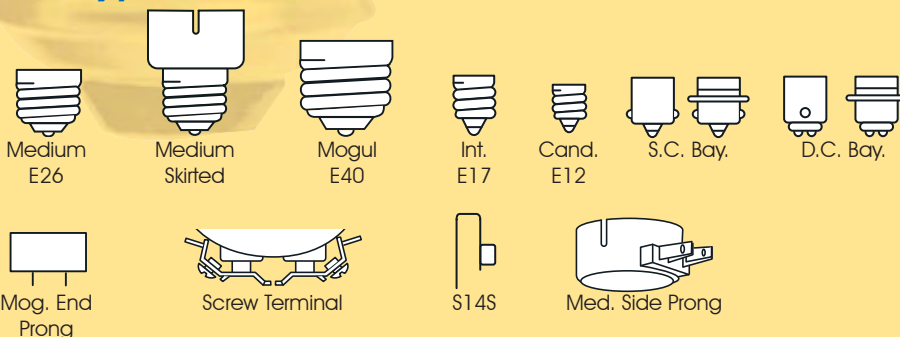
Just as a piece of metal being blacksmithed or the molten glass at the end of a blower's rod heats to a brilliant glow, so does the filament of an incandescent lamp. The difference is that electricity is used to heat the filament instead of fire. This phenomenon is known as incandescence.

THE BASE

Screw-type bases used on incandescent lamps consist of three components: the threaded screw section, the glass insulation ring and the contact disc. The lead wires which exit the glass bulb of the lamp are attached to the base at two points. One wire is soldered to the bottom of the contact disc and the other to the top edge of the screw section. The glass ring acts as an insulation barrier between the two points. This assembly completes the circuit and the lamp is electrified once the base is screwed into a socket and the contact disc touches the center point of the socket.

The base itself has nothing to do with the seal of the bulb; it is a separate part of the lamp that is attached with cement. Typically, bases are made from aluminum or brass. Brass bases tend to perform best due to their compatibility with most socket materials.

Base Types



Key Characteristics

Rated Voltage:

The lamp's filament is designed to operate within a specific voltage range in order for it to deliver its intended light output. Lamps that are burned at voltages higher than their rating will result in higher wattage, efficacy (lumens per watt) and lumens. Lamps operated below their rated voltage will significantly increase their life while reducing their wattage, efficacy and lumen output.

Lumen Maintenance:

As the filament of an incandescent lamp burns, the tungsten is slowly evaporating and depositing itself on the interior wall of the bulb. This creates the black coating seen after a bulb has been in use for a while. Additionally, as the filament evaporates, the lumen output decreases until it reaches the end of its life when the wire breaks. It is recommended that a "group replacement" or relamping is conducted once a number of lamps have failed or a noticeable decrease in light output has taken place.

Burning Position:

For the most part, incandescent lamps can be burned in any position. However, take note and observe a lamp manufacturer's recommendations for use.

Light Output vs. Life


The life of an incandescent lamp and its lumen output are both determined by the filament design. These characteristics represent a give-and-take relationship—one must be sacrificed to improve the other. There are many choices available to the consumer, each one marketed for a particular application, purpose or feature.

It is important to determine your customer's priorities and needs when recommending a light source purchase. Is the lamp going to be placed in a hard-to-reach area,


making long life more important than light output? Or will it be a workhorse, illuminating important tasks and needing maximum lumens?

The Federal Trade Commission instituted new packaging labeling requirements in 1992 to explain the function of a lamp better to the purchaser. So if you know your way around this labeling, you can suggest optimum choices for your customer, or explain the features to customers to allow them to make their own educated decisions.

These examples of actual labels illustrate the differences between two standard household "A" lamps. One is marketed for longer life, while the other is marketed for greater lumen output. Note the life/light tradeoffs.



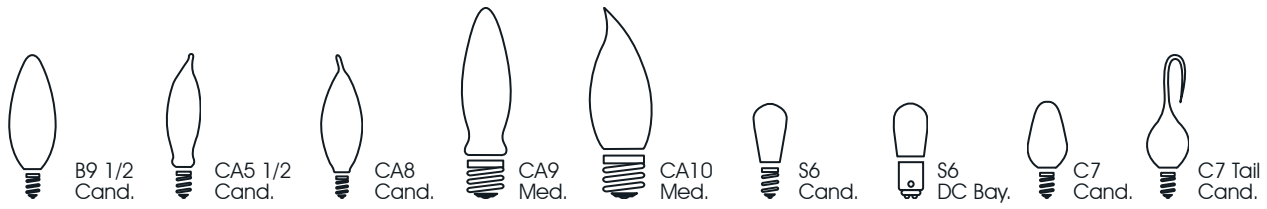
High Lumen Output



Longer Lamp Life



Incandescent Lamps



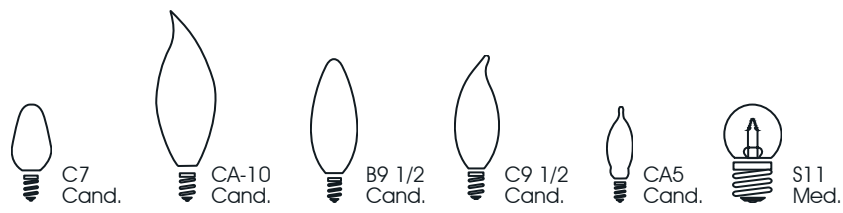
incandescent lamps

Watts	Bulb	Base	Satco Product Number	Lamp Code	Volts	Finish	Master/Inner Carton	Pkg. Type	Filament	Avg. Rated Hours	Lumens	MOL	Notes	
3		Cand.	S3659	3BA9 1/2/Flicker	120	Clear	500/25	Box	Neon	1000	-	3 1/2"		
			S3759	3BA9 1/2/Flicker	120	Clear	120/12	CD/1	Neon	1000	-	3 1/2"		
		Cand.	S3661	3CA5 1/2/Flicker	120	Clear	500/25	Box	Neon	1000	-	3 1/4"		
			S3761	3CA5 1/2/Flicker	120	Clear	120/12	CD/1	Neon	1000	-	3 1/4"		
		Cand.	S3656	3CA8/Flicker	120	Clear	500/25	Box	Neon	1000	-	3 7/8"		
			S3756	3CA8/Flicker	120	Clear	120/12	CD/1	Neon	1000	-	3 7/8"		
		Med.	S3660	3CA9/Flicker	120	Clear	500/25	Box	Neon	1000	-	4 9/16"		
			S3760	3CA9/Flicker	120	Clear	120/12	CD/1	Neon	1000	-	4 9/19"		
		Med.	S3657	3CA10/Flicker	120	Clear	500/25	Box	Neon	1000	-	4 1/16"		
			S3757	3CA10/Flicker	120	Clear	120/12	CD/1	Neon	1000	-	4 1/16"		
		Cand.	S4567	3S6/5	130	Clear	10	Sleeve/10	C-6	1500	10	1 7/8"		
	4		Cand.	S3680	4C7	120	Clear	2000/50	Bulk	C-7A	3000	16	2 1/8"	
				S3797	4C7	120	Clear	400/20	CD/2	C-7A	3000	16	2 1/8"	
				S4724	4C7	120	Clear	48/12	CD/4	C-7A	3000	16	2 1/8"	
S3681				4C7/W	120	White	2000/50	Bulk	C-7A	3000	8	2 1/8"		
5		Cand.	S4520	5C7	120	Silicone Tail	144/12	CD/2	C-7A	1000	10	2 1/2 +		
6		Cand.	S4568	6S6/6V	6	Clear	10	Sleeve/10	C-6	1500	40	1 7/8"		
			S4569	6S6/12V	12	Clear	10	Sleeve/10	C-6	1500	40	1 7/8"		
			S4570	6S6/24V	24	Clear	10	Sleeve/10	C-6	1500	40	1 7/8"		
			S4571	6S6/48V	48	Clear	10	Sleeve/10	C-6	1500	40	1 7/8"		
			S3900	6S6	130	Clear	120/10	Sleeve/10	C-7A	2500	30	1 7/8"		
			S4717	6S6	130	Clear	120/12	CD/2	C-7A	2500	30	1 7/8"		
			S4572	6S6/230V	230	Clear	10	Sleeve/10	C-7A	1500	25	1 7/8"		
		DC Bay.	S3901	6S6/DC	130	Clear	120/10	Sleeve/10	C-7A	2500	30	1 7/8"		







Visit our website at www.satco.com

When using a 130 Volt Lamp on a 120 Volt line, life is extended by approx. 2.5 times and lumens are reduced approx. 20%


Incandescent Lamps



incandescent lamps

Watts	Bulb	Base	Satco Product Number	Lamp Code	Volts	Finish	Master/Inner Carton	Pkg. Type	Filament	Avg. Rated Hours	Lumens	MOL	Notes
7	C7 	Cand.	S3691	7C7	120	Clear	2000/25	Bulk	C-7A	3000	35	2 1/8"	
			S3791	7C7	120	Clear	400/20	CD/2	C-7A	3000	35	2 1/8"	
			S4725	7C7	120	Clear	48/12	CD/4	C-7A	3000	35	2 1/8"	
			S3902	7C7	130	Clear	120/10	Sleeve/10	C-7A	2500	35	1 7/8"	
			S3692	7C7/W	120	White	2000/25	Bulk	C-7A	3000	20	2 1/8"	
			S3792	7C7/W	120	White	400/20	CD/2	C-7A	3000	20	2 1/8"	
			S4726	7C7/W	120	White	48/12	CD/4	C-7A	3000	20	2 1/8"	
		CA-10 	Cand.	S3866	7CA10/12V	12	Clear	500/25	Box	CC-2V	1500	65	4 1/4"
7.5	B9 1/2 	Cand.	S4994	7 1/2B9 1/2 Showroom	120	Clear	500/25	Bulk	C-7A	3000	37	3 1/2"	
	C9 1/2 	Cand.	S4988	7 1/2C9 1/2 Showroom	120	Clear	500/25	Bulk	C-7A	3000	37	3 1/2"	
	CA5 	Cand.	S3241	7 1/2CA5	120	Clear	2000/50	Box	C-7A	1500	40	2 7/8"	
			S3242	7 1/2CA5/F	120	Frosted	2000/50	Box	C-7A	1500	35	2 7/8"	
			S3243	7 1/2CA5/FY	120	Fr. Yellow	2000/50	Box	C-7A	1500	35	2 7/8"	
	S11 	Med.	S3606	7 1/2S11	120	Clear	1000/25	Sleeve	C-7A	2500	40	2 1/4"	
			S3794	7 1/2S11	120	Clear	240/20	CD/1	C-7A	2500	40	2 1/4"	
			S3607	7 1/2S11/W	120	Gloss Wht	1000/25	Sleeve	C-7A	2500	20	2 1/4"	
			S3795	7 1/2S11/W	120	Gloss Wht	240/20	CD/1	C-7A	2500	20	2 1/4"	
			S3608	7 1/2S11/B	120	Cer. Blue	1000/25	Sleeve	C-7A	2500	-	2 1/4"	
			S4508	7 1/2S11/B	120	Cer. Blue	120/10	CD/1	C-7A	2500	-	2 1/4"	
			S3609	7 1/2S11/G	120	Cer. Green	1000/25	Sleeve	C-7A	2500	-	2 1/4"	
			S4509	7 1/2S11/G	120	Cer. Green	120/10	CD/1	C-7A	2500	-	2 1/4"	
			S3610	7 1/2S11/O	120	Cer. Orange	1000/25	Sleeve	C-7A	2500	-	2 1/4"	
			S4510	7 1/2S11/O	120	Cer. Orange	120/10	CD/1	C-7A	2500	-	2 1/4"	
			S3611	7 1/2S11/R	120	Cer. Red	1000/25	Sleeve	C-7A	2500	-	2 1/4"	
			S4511	7 1/2S11/R	120	Cer. Red	120/10	CD/1	C-7A	2500	-	2 1/4"	
	S4512	7 1/2S11/Y	120	Cer. Yellow	120/10	CD/1	C-7A	2500	-	2 1/4"			

Incandescent Lamps



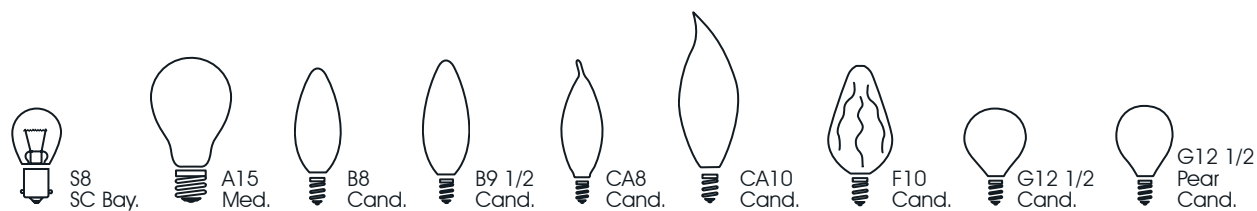
incandescent lamps

Watts	Bulb	Base	Satco Product Number	Lamp Code	Volts	Finish	Master/Inner Carton	Pkg. Type	Filament	Avg. Rated Hours	Lumens	MOL	Notes
10	C7 	Cand.	S3903	10C7	130	Clear	120/10	Sleeve/10	C-7A	2500	60	2 1/8"	
		DC Bay.	S3904	10C7/DC	130	Clear	120/10	Sleeve/10	C-7A	2500	60	2 1/8"	
	CA7 	Cand.	S3272	10CA7	120	Clear	1000/25	Box	C-7A	1500	80	3"	
			S3276	10CA7/F	120	Frosted	1000/25	Box	C-7A	1500	70	3"	
	G8 	Cand.	S3864	10G8/W	120	Glossy White	1000/25	Box	C-7A	1500	50	1 7/8"	
	G12 1/2 	Cand.	S3844	10G12 1/2	120	Clear	500/25	Box	C-7A	1500	60	2 3/8"	
			S3830	10G12 1/2/W	120	Sat. White	500/25	Box	C-7A	1500	50	2 3/8"	
			S3755	10G12 1/2/W	120	Sat. White	120/10	CD/2	C-7A	1500	60	2 3/8"	
			S3833	10G12 1/2/R	120	Trans Red	500/25	Box	C-7A	1500	-	2 3/8"	
			S3834	10G12 1/2/B	120	Trans Blue	500/25	Box	C-7A	1500	-	2 3/8"	
			S3835	10G12 1/2/G	120	Trans Green	500/25	Box	C-7A	1500	-	2 3/8"	
			S3836	10G12 1/2/A	120	Trans Amber	500/25	Box	C-7A	1500	-	2 3/8"	
			S3837	10G12 1/2/PK	120	Trans Pink	500/25	Box	C-7A	1500	-	2 3/8"	
	S11 	Int.	S3621	10S11/N	115/125	Clear	600/10	Box	C-7A	1500	80	2 3/8"	
			S3622	10S11/N/F	115/125	Frosted	600/10	Box	CC-2V	1500	80	2 3/8"	
	11	S14 	Med.	S3965	11S14	130	Clear	120/4	Sleeve/4	CC-9	2500	80	3 1/2"
S4565				11S14	130	Clear	120/10	CD/1	CC-9	2500	80	3 1/2"	
S3966				11S14/F	130	Frosted	120/4	Sleeve/4	CC-9	2500	65	3 1/2"	
S4566				11S14/F	130	Frosted	120/10	CD/1	CC-9	2500	65	3 1/2"	
S3963				11S14/B	130	Cer Blue	120/4	Sleeve/4	CC-9	2500	-	3 1/2"	
S4563				11S14/B	130	Cer Blue	120/10	CD/1	CC-9	2500	-	3 1/2"	
S3962				11S14/G	130	Cer Green	120/4	Sleeve/4	CC-9	2500	-	3 1/2"	
S4562				11S14/G	130	Cer Green	120/10	CD/1	CC-9	2500	-	3 1/2"	
S3964				11S14/O	130	Cer Orange	120/4	Sleeve/4	CC-9	2500	-	3 1/2"	
S4564				11S14/O	130	Cer Orange	120/10	CD/1	CC-9	2500	-	3 1/2"	
S3961				11S14/R	130	Cer Red	120/4	Sleeve/4	CC-9	2500	-	3 1/2"	
S4561				11S14/R	130	Cer Red	120/10	CD/1	CC-9	2500	-	3 1/2"	
S3960				11S14/Y	130	Cer Yellow	120/4	Sleeve/4	CC-9	2500	-	3 1/2"	
S4560				11S14/Y	130	Cer Yellow	120/10	CD/1	CC-9	2500	-	3 1/2"	

Have a special requirement? Visit our website at www.satco.com

When using a 130 Volt Lamp on a 120 Volt line, life is extended by approx. 2.5 times and lumens are reduced approx. 20%

Incandescent Lamps



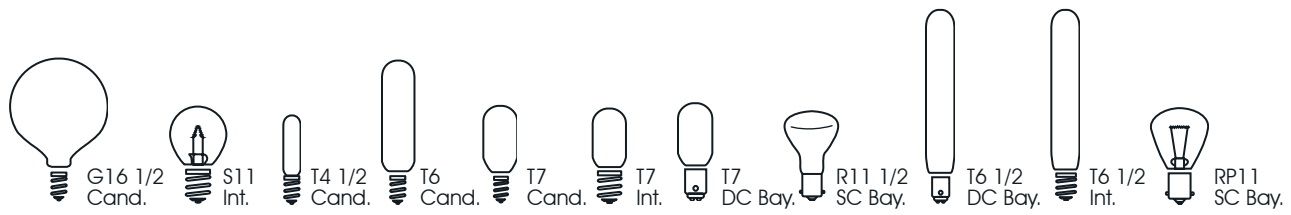
Watts	Bulb	Base	Satco Product Number	Lamp Code	Volts	Finish	Master/Inner Carton	Pkg. Type	Filament	Avg. Rated Hours	Lumens	MOL	Notes		
12		SC Bay	S3623	93	12	Clear	600/10	Box	C-6	200	190	2"			
			S3723	93	12	Clear	240/20	CD/2	C-6	300	190	2"			
15		Med.	S3948	15A15	130	Clear	120	2pk	C-9	2500	100	3 1/2"			
			S3949	15A15/F	130	Frosted	120	2pk	C-9	2500	100	3 1/2"			
		Cand.	S3345	15B8/Petite	130	Clear	500/25	Box	C-7A	1500	114	3"			
			B9 1/2	Cand.	S3230	15B9 1/2	120	Clear	500/25	Box	C-7A	1500	114	3 1/2"	
					A3620	15B9 1/2	130	Clear	500/25	Box	C-7A	2500	114	3 1/2"	
		Cand.	S3291	15B9 1/2/F	120	Frosted	500/25	Box	C-7A	1500	114	3 1/2"			
			CA8	Cand.	S3273	15CA8	120	Clear	500/25	Box	C-7A	1500	100	3 5/8"	
					S3773	15CA8	120	Clear	120/10	CD/2	C-7A	1500	100	3 5/8"	
					A3673	15CA8	130	Clear	500/25	Box	C-7A	2500	95	3 5/8"	
					A3573	15CA8	130	Clear	120/10	CD/2	C-7A	2500	95	3 5/8"	
					S3277	15CA8/F	120	Frosted	500/25	Box	C-7A	1500	95	3 5/8"	
	S3777	15CA8/F			120	Frosted	120/10	CD/2	C-7A	1500	95	3 5/8"			
	A3677	15CA8/F			130	Frosted	500/25	Box	C-7A	2500	90	3 5/8"			
	A3577	15CA8/F	130	Frosted	120/10	CD/2	C-7A	2500	90	3 5/8"					
		Cand.	S3867	15CA10/12V	12	Clear	500/25	Box	CC-2V	1500	150	4 1/4"			
			F10	Cand.	S3360	15F10	120	Clear	500/25	Box	C-7A	1500	110	3 1/16"	
	S2760	15F10			120	Clear	120/12	CD/2	C-7A	1500	110	3 1/16"			
	S3361	15F10/W			120	White	500/25	Box	C-7A	1500	90	3 1/16"			
S2761	15F10/W	120			White	120/2	CD/2	C-7A	1500	90	3 1/16"				
	Cand.	S3845	15G12 1/2	120	Clear	500/25	Box	C-7A	1500	100	2 3/8"				
		G12 1/2 Pear	Cand.	S3879	15G12 1/2/W	120	Sat. White	500/25	Box	C-7A	1500	100	2 3/8"		
				S3750	15G12 1/2/W	120	Sat. White	120/10	CD/2	C-7A	1500	100	2 3/8"		

Don't see the lamp you need? Call Customer Service 1-800-43-SATCO

When using a 130 Volt Lamp on a 120 Volt line, life is extended by approx. 2.5 times and lumens are reduced approx. 20%

Download from Www.Somanuals.com. All Manuals Search And Download.

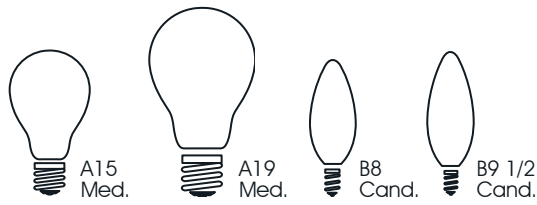
Incandescent Lamps



Watts	Bulb	Base	Satco Product Number	Lamp Code	Volts	Finish	Master/Inner Carton	Pkg. Type	Filament	Avg. Rated Hours	Lumens	MOL	Notes
15		Cand.	S3821	15G16 1/2	120	Clear	500/25	Box	C-7A	1500	114	3"	
			S3726	15G16 1/2	120	Clear	120/10	CD/2	C-7A	1500	114	3"	
			A3921	15G16 1/2	130	Clear	500/25	Box	C-7A	2500	98	3"	
			A3521	15G16 1/2	130	Clear	120/10	CD/2	C-7A	2500	98	3"	
			S3824	15G16 1/2/W	120	Sat. White	500/25	Box	C-7A	1500	94	3"	
			S3752	15G16 1/2/W	120	Sat. White	120/10	CD/2	C-7A	1500	94	3"	
			A3924	15G16 1/2/W	130	Sat. White	500/25	Box	C-7A	2500	83	3"	
			A3524	15G16 1/2/W	130	Sat. White	120/10	CD/2	C-7A	2500	83	3"	
			S3236	15G16 1/2/W	120	Gloss Wht	500/25	Box	C-7A	1500	94	3"	
	S11	Int.	S3628	15S11/N	115/125	Clear	600/10	Box	C-7A	1500	100	2 3/8"	
	T4 1/2	Cand.	S3913	15T4 1/2/C	130	Clear	10	Sleeve/10	C-7A	1000	90	1 1/2"	5
	T6	Cand.	S3910	15T6	130	Clear	120/10	Sleeve/10	C-5A	2500	95	3 1/16"	
			S3912	15T6/145V	145	Clear	120/10	Sleeve/10	C-5A	2500	80	3 1/16"	
			S3315	15T6/F	120	Frost	500/25	Sleeve	C-5A	2500	90	4"	5
			S3715	15T6/F	120	Frost	72/6	CD/2	C-5A	2500	90	4"	5
T7	Cand.	S3905	15T7C	130	Clear	120/10	Sleeve/10	C-5A	2500	95	2 1/4"		
		S4718	15T7C	130	Clear	120/12	CD/1	C-5A	2500	95	2 1/4"		
		S3911	15T7/N	130	Clear	120/10	Sleeve/10	C-5A	2500	95	2 1/4"		
	Int.	S4722	15T7/N	130	Clear	120/12	CD/1	C-5A	2500	95	2 1/4"		
		DC Bay.	S3906	15T7/DC	130	Clear	120/10	Sleeve/10	C-5A	2500	95	2 1/4"	
			S4719	15T7/DC	130	Clear	120/12	CD/1	C-5A	2500	95	2 1/4"	
20	R11 1/2	SC Bay	S1383	1383	12-13	Frosted	600/10	Box	C-6	600	200	2 1/2"	
			SHATTER PROOF S1383/TF	1383/TF	12-13	Frst / ShatterPrf	10	Box	C-6	600	200	2 1/2"	4
	T6 1/2	DC Bay	S3297	20T6 1/2DC	130	Clear	500/25	Box	C-6	1500	150	5 3/8"	
			S3298	20T6 1/2DC/F	130	Frosted	500/25	Box	C-6	1500	140	5 3/8"	
		Int.	S3280	20T6 1/2N	130	Clear	500/25	Box	C-6	1500	150	5 3/8"	
S3281	20T6 1/2N/F	130	Frosted	500/25	Box	C-6	1500	140	5 3/8"				
24	RP11	SC Bay	S3624	1133	6-8	Clear	600/10	Box	C-6	300	400	2 1/4"	
			S3724	1133	6-8	Clear	240/20	CD/2	C-6	300	400	2 1/4"	

Incandescent lamps

Incandescent Lamps



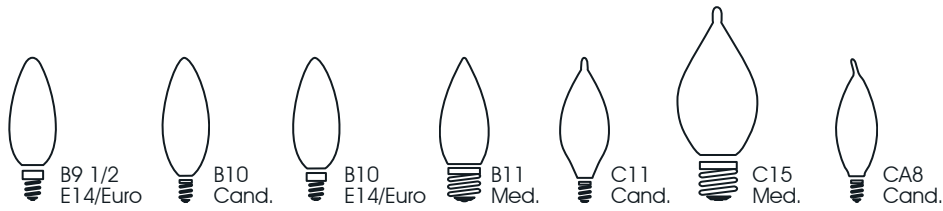
Watts	Bulb	Base	Satco Product Number	Lamp Code	Volts	Finish	Master/Inner Carton	Pkg. Type	Filament	Avg. Rated Hours	Lumens	MOL	Notes
25	 A15 Med.	Med.	S3814	25A15/CL	130	Clear	500/25	Box	C-9	2500	130	3 1/2"	
			S3815	25A15/F	130	Frosted	500/25	Box	C-9	2500	120	3 1/2"	
			S4880	25A15/TF	130	Frost ShatterPrf	500/25	Box	C-9	2500	120	3 1/2"	4
	 A19 Med.	Med.	S6040	25A19/CL	120	Clear	120	2pk	C-9	2500	185	4 1/8"	
			S3940	25A19/CL	130	Clear	120	2pk	CC-6	2500	185	4 1/8"	
			S6050	25A19/F	120	Frosted	120	2pk	C-9	2500	185	4 1/8"	
			S3950	25A19/F	130	Frosted	120	2pk	CC-6	2500	185	4 1/8"	
			S6080	25A/TR	130	Trans Red	24/12	Sleeve	C-9	1000	-	4 1/8"	
			S6081	25A/TG	130	Trans Green	24/12	Sleeve	C-9	1000	-	4 1/8"	
			S6082	25A/TB	130	Trans Blue	24/12	Sleeve	C-9	1000	-	4 1/8"	
			S6083	25A/TY	130	Trans Yellow	24/12	Sleeve	C-9	1000	-	4 1/8"	
			S6090	25A/R	130	Cer Red	24/12	Sleeve	C-9	1000	-	4 1/8"	
			S6091	25A/G	130	Cer Green	24/12	Sleeve	C-9	1000	-	4 1/8"	
			S6092	25A/B	130	Cer Blue	24/12	Sleeve	C-9	1000	-	4 1/8"	
			S6093	25A/Y	130	Cer Yellow	24/12	Sleeve	C-9	1000	-	4 1/8"	
			S5010	25A19/F/12V	12	Frosted	120/6	Box	C-6	1500	250	4 1/8"	
			S5020	25A19/F/34V	34	Frosted	120/6	Box	C-6	1500	250	4 1/8"	
	S5050	25A19/F/220V	220	Frosted	120	2pk	CC-2F	2500	180	4 1/8"			
	 B8 Cand.	Cand.	S3346	25B8/Petite	130	Clear	500/25	Box	CC-2V	1500	212	3"	
			 B9 1/2 Cand.	Cand.	S3282	25B9 1/2	120	Clear	500/25	Box	CC-2V	1500	212
	S3782	25B9 1/2			120	Clear	120/10	CD/2	CC-2V	1500	212	3 1/2"	
	S4995	KR25B9 1/2			120	Clear	500/25	Box	CC-2V	2500	212	3 7/8"	1
	S3716	KR25B9 1/2			120	Clear	120/10	CD/2	CC-2V	2500	212	3 7/8"	1
	A3682	25B9 1/2			130	Clear	500/25	Box	CC-2V	2500	193	3 1/2"	
	A3582	25B9 1/2			130	Clear	120/10	CD/2	CC-2V	2500	193	3 1/2"	
S3285	25B9 1/2/F	120			Frosted	500/25	Box	CC-2V	1500	212	3 1/2"		
S3785	25B9 1/2/F	120			Frosted	120/10	CD/2	CC-2V	1500	212	3 1/2"		
A3685	25B9 1/2/F	130			Frosted	500/25	Box	CC-2V	2500	193	3 1/2"		
A3585	25B9 1/2/F	130			Frosted	120/10	CD/2	CC-2V	2500	193	3 1/2"		
S3288	25B9 1/2/W	120			Gloss Wht	500/25	Box	CC-2V	1500	180	3 1/2"		
S3788	25B9 1/2/W	120			Gloss Wht	120/10	CD/2	CC-2V	1500	180	3 1/2"		
A3688	25B9 1/2/W	130			Gloss Wht	500/25	Box	CC-2V	2500	163	3 1/2"		
A3588	25B9 1/2/W	130			Gloss Wht	120/10	CD/2	CC-2V	2500	163	3 1/2"		
S3218	25B9 1/2/B	120	Trans Blue	500/25	Box	CC-2V	1500	-	3 1/2"				
S3219	25B9 1/2/R	120	Trans Red	500/25	Box	CC-2V	1500	-	3 1/2"				
S3813	25B9 1/2/A	120	Trans Amber	500/25	Box	CC-2V	1500	-	3 1/2"				

Customer Service 1-800-43-SATCO

When using a 130 Volt Lamp on a 120 Volt line, life is extended by approx. 2.5 times and lumens are reduced approx. 20%

Download from www.Somanuals.com. All Manuals Search And Download.

Incandescent Lamps



Watts	Bulb	Base	Satco Product Number	Lamp Code	Volts	Finish	Master/Inner Carton	Pkg. Type	Filament	Avg. Rated Hours	Lumens	MOL	Notes
25		E14/Euro	S3390	25B9 1/2	120	Clear	500/25	Box	CC-2V	1500	210	3 1/2"	
			S4711	25B9 1/2	120	Clear	120/12	CD/2	CC-2V	1500	212	3 1/2"	
			S3380	25B9 1/2/F	120	Frosted	500/25	Box	CC-2V	1500	200	3 1/2"	
			S4714	25B9 1/2/F	120	Frosted	120/10	CD/2	CC-2V	1500	200	3 1/2"	
		Cand.	S2970	25B10/MLX	120	Nat Day Frost	50/10	CD/1	CC-2V	2000	220	3 7/8"	3
			S3386	25B10/220V	220	Clear	500/25	Box	CC-2F	1000	200	3 3/4"	
		E14/Euro	S3393	25B10/220V	220	Clear	500/25	Box	CC-2F	1000	200	3 3/4"	
		Med.	S3231	25B11	120	Clear	500/25	Box	CC-2V	1500	210	3 7/8"	
			S3731	25B11	120	Clear	120/10	CD/2	CC-2V	1500	210	3 7/8"	
			S4468	KR25B11	120	Clear	500/25	Box	CC-2V	2500	212	3 7/8"	1
			A3631	25B11	130	Clear	500/25	Box	CC-2V	2500	210	3 7/8"	
			A3531	25B11	130	Clear	120/10	CD/2	CC-2V	2500	210	3 7/8"	
			S3234	25B11/F	120	Frosted	500/25	Box	CC-2V	1500	200	3 7/8"	
			S3734	25B11/F	120	Frosted	120/10	CD/2	CC-2V	1500	200	3 7/8"	
			A3634	25B11/F	130	Frosted	500/25	Box	CC-2V	2500	200	3 7/8"	
			A3534	25B11/F	130	Frosted	120/10	CD/2	CC-2V	2500	200	3 7/8"	
			S3237	25B11/W	120	White	500/25	Box	CC-2V	1500	150	3 7/8"	
			S3737	25B11/W	120	White	120/10	CD/2	CC-2V	1500	150	3 7/8"	
			A3637	25B11/W	130	White	500/25	Box	CC-2V	2500	160	3 7/8"	
	A3537	25B11/W	130	White	120/10	CD/2	CC-2V	2500	160	3 7/8"			
		Cand.	S3403	25C11	120	Satin Spun	500/25	Box	C-7A	4000	160	4"	
			S2703	25C11	120	Satin Spun	120/10	CD/1	C-7A	4000	160	4"	
			S3406	25C11/A	120	Amber Spun	500/25	Box	C-7A	4000	-	4"	
			S2706	25C11/A	120	Amber Spun	120/10	CD/1	C-7A	4000	-	4"	
		Med.	S3413	25C15	120	Satin Spun	300/25	Box	C-9	4000	160	4 1/2"	
S2713			25C15	120	Satin Spun	120/12	CD/1	C-9	4000	160	4 1/2"		
	Cand.	S3274	25CA8	120	Clear	500/25	Box	CC-2V	1500	210	3 5/8"		
		S3774	25CA8	120	Clear	120/10	CD/2	CC-2V	1500	210	3 5/8"		
		A3674	25CA8	130	Clear	500/25	Box	CC-2V	2500	210	3 5/8"		
		A3574	25CA8	130	Clear	120/10	CD/2	CC-2V	2500	210	3 5/8"		
		S3278	25CA8/F	120	Frosted	500/25	Box	CC-2V	1500	200	3 5/8"		
		S3778	25CA8/F	120	Frosted	120/10	CD/2	CC-2V	1500	200	3 5/8"		
		A3678	25CA8/F	130	Frosted	500/25	Box	CC-2V	2500	200	3 5/8"		
		A3578	25CA8/F	130	Frosted	120/10	CD/2	CC-2V	2500	200	3 5/8"		


Incandescent lamps

Have a special requirement? Visit our website at www.satco.com

When using a 130 Volt Lamp on a 120 Volt line, life is extended by approx. 2.5 times and lumens are reduced approx. 20%

Download from Www.Somanuals.com. All Manuals Search And Download.

Incandescent Lamps

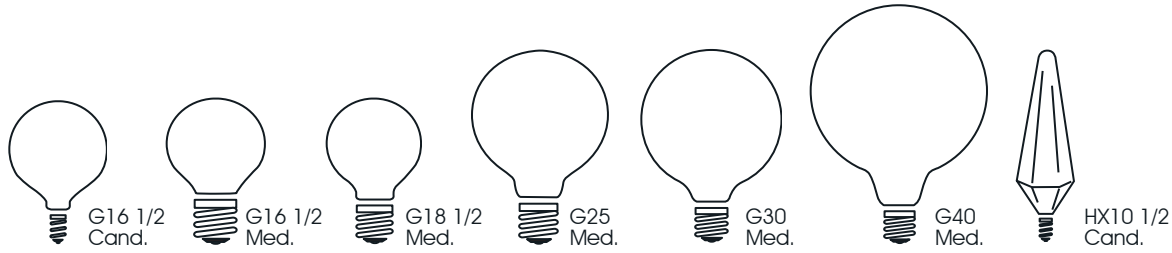


Watts	Bulb	Base	Satco Product Number	Lamp Code	Volts	Finish	Master/Inner Carton	Pkg. Type	Filament	Avg. Rated Hours	Lumens	MOL	Notes	
25	CA9 1/2	Cand.	S4465	KR25CA9 1/2	120	Clear	500/25	Box	CC-2V	2500	212	3 15/16"	1	
	CA10	Cand.	S3868	25CA10/12V	12	Clear	500/25	Box	CC-2V	1500	250	4 1/4"		
			Med.	S3264	25CA10	120	Clear	500/25	Box	CC-2V	1500	210	4 1/4"	
				S3764	25CA10	120	Clear	120/10	CD/2	CC-2V	1500	210	4 1/4"	
				A3664	25CA10	130	Clear	500/25	Box	CC-2V	2500	210	4 1/4"	
				A3564	25CA10	130	Clear	120/10	CD/2	CC-2V	2500	210	4 1/4"	
				S3869	25CA10/12V	12	Clear	500/25	Box	CC-2V	1500	250	4 1/4"	
				S3267	25CA10/F	120	Frosted	500/25	Box	CC-2V	1500	200	4 1/4"	
				S3767	25CA10/F	120	Frosted	120/10	CD/2	CC-2V	1500	200	4 1/4"	
				A3667	25CA10/F	130	Frosted	500/25	Box	CC-2V	2500	200	4 1/4"	
				A3567	25CA10/F	130	Frosted	120/10	CD/2	CC-2V	2500	200	4 1/4"	
		F10	Cand.	S3371	25F10	120	Clear	500/25	Box	C-7A	1500	195	3 1/16"	
				S2771	25F10	120	Clear	120/12	CD/2	C-7A	1500	195	3 1/16"	
				S3372	25F10/W	120	White	500/25	Box	C-7A	1500	185	3 1/16"	
				S2772	25F10/W	120	White	120/12	CD/2	C-7A	1500	185	3 1/16"	
				S3373	25F10/AU	120	Aurora	500/25	Box	C-7A	1500	190	3 1/16"	
				S2773	25F10/AU	120	Aurora	120/12	CD/2	C-7A	1500	190	3 1/16"	
				S3374	25F10/A	120	Amber	500/25	Box	C-7A	1500	-	3 1/16"	
				S2774	25F10/A	120	Amber	120/12	CD/2	C-7A	1500	-	3 1/16"	
		F15	Med.	S3363	25F15	120	Clear	300/25	Box	CC-9	1500	225	4 1/2"	
				S2763	25F15	120	Clear	120/12	CD/2	CC-9	1500	225	4 1/2"	
				S3364	25F15/W	120	White	300/25	Box	CC-9	1500	195	4 1/2"	
				S2764	25F15/W	120	White	120/12	CD/2	CC-9	1500	195	4 1/2"	
				S3365	25F15/AU	120	Aurora	300/25	Box	CC-9	1500	200	4 1/2"	
			S2765	25F15/AU	120	Aurora	120/10	CD/2	CC-9	1500	200	4 1/2"		
			S3366	25F15/A	120	Amber	300/25	Box	CC-9	1500	-	4 1/2"		
	G12 1/2	Cand.	S3846	25G12 1/2	120	Clear	500/25	Box	C-7A	1500	180	2 3/8"		
	G12 1/2 Pear	Cand.	S3863	25G12 1/2/W	120	Sat. White	500/25	Box	C-7A	1500	180	2 3/8"		
			S3751	25G12 1/2/W	120	Sat. White	120/10	CD/2	C-7A	1500	202	2 3/8"		

Don't see the lamp you need? Call Customer Service 1-800-43-SATCO

When using a 130 Volt Lamp on a 120 Volt line, life is extended by approx. 2.5 times and lumens are reduced approx. 20%

Incandescent Lamps



Incandescent lamps

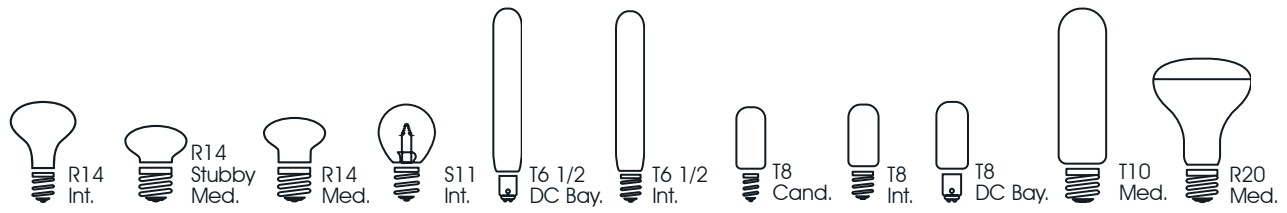
Watts	Bulb	Base	Satco Product Number	Lamp Code	Volts	Finish	Master/Inner Carton	Pkg. Type	Filament	Avg. Rated Hours	Lumens	MOL	Notes			
25		Cand.	S3822	25G16 1/2	120	Clear	500/25	Box	C-7A	1500	232	3"				
			S3727	25G16 1/2	120	Clear	120/10	CD/2	C-7A	1500	232	3"				
			S4471	KR25G16 1/2	120	Clear	500/25	Box	CC-2V	2500	212	3"				
			A3922	25G16 1/2	130	Clear	500/25	Box	C-7A	2500	186	3"				
			A3522	25G16 1/2	130	Clear	120/10	CD/2	C-7A	2500	186	3"				
			S3825	25G16 1/2/W	120	Sat. White	500/25	Box	C-7A	1500	202	3"				
			S3753	25G16 1/2/W	120	Sat. White	120/2	CD/2	C-7A	1500	202	3"				
			A3925	25G16 1/2/W	130	Sat. White	500/25	Box	C-7A	2500	162	3"				
			A3525	25G16 1/2/W	130	Sat. White	120/10	CD/2	C-7A	2500	162	3"				
			S3260	25G16 1/2/W	120	Gloss Wht	500/25	Box	C-7A	1500	175	3"				
			S2975	25G16 1/2/MLX	120	Nat Day Frost	50/10	CD/1	CC-2V	2000	220	3"	3			
			S3244	25G16 1/2/SL	120	Silver Crown	500/25	Box	CC-2V	1500	232	3"				
					Med.	S3838	25G16 1/2	120	Clear	500/25	Box	CC-2V	1500	210	3 1/4"	
						S3841	25G16 1/2	120	Gloss Wht	500/25	Box	CC-2V	1500	160	3 1/4"	
		Med.	S3887	25G18 1/2	120	Clear	250/25	Box	C-9	1500	158	3 1/2"				
			S3827	25G18 1/2/W	120	Gloss Wht	250/25	Box	C-9	1500	120	3 1/2"				
		Med.	S3447	25G25	120	Clear	72/6	Box	CC-9	2500	212	4 3/8"				
			A3647	25G25	130	Clear	72/6	Box	CC-9	3000	193	4 3/8"				
			S3440	25G25/W	120	Gloss Wht	72/6	Box	CC-9	2500	187	4 3/8"				
			A3640	25G25/W	130	Gloss Wht	72/6	Box	CC-9	3000	167	4 3/8"				
			S3860	25G25/SL	120	Silver Crown	72/6	Box	CC-9	1500	170	4 3/8"				
		Med.	S3651	25G30	120	Clear	72/6	Box	CC-9	2500	212	5 1/8"				
			S3653	25G30/W	120	Gloss Wht	72/6	Box	CC-9	2500	187	5 1/8"				
		Med.	S3010	25G40	120	Clear	24/6	Box	C-9	4000	120	6 3/4"				
			S3000	25G40/W	120	Gloss Wht	24/6	Box	C-9	4000	110	6 3/4"				
		Cand.	S3744	25HX10 1/2	120	Clear	120/12	CD/2	C-7A	1500	175	4 15/16"				
			S3746	25HX10 1/2/F	120	Frosted	120/12	CD/2	C-7A	1500	175	4 15/16"				
			S3748	25HX10 1/2/AU	120	Aurora	120/12	CD/2	C-7A	1500	175	4 15/16"				

Visit our website at www.satco.com

When using a 130 Volt Lamp on a 120 Volt line, life is extended by approx. 2.5 times and lumens are reduced approx. 20%

Download from Www.Somanuals.com. All Manuals Search And Download.

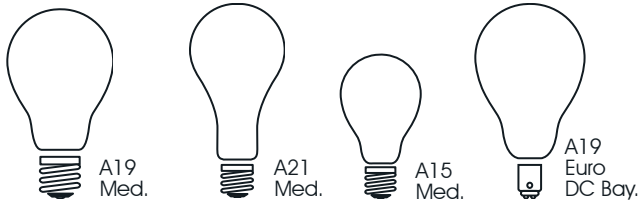
Incandescent Lamps



Watts	Bulb	Base	Satco Product Number	Lamp Code	Volts	Finish	Master/Inner Carton	Pkg. Type	Filament	Avg. Rated Hours	Lumens	MOL	Notes
25		Int.	S3205	25R14N	120	Clear	500/25	Box	CC-2V	1500	135	2 5/8"	
			S4700	25R14N	120	Clear	120/10	CD/1	CC-2V	1500	135	2 5/8"	
		Med.	S3601	25R14	120	Clear	500/25	Box	CC-2V	1500	135	2 1/4"	
			S3604	25R14	120	Clear	500/25	Box	CC-2V	1500	135	2 5/8"	
		Med.	S4704	25R14	120	Clear	120/10	CD/1	CC-2V	1500	135	2 5/8"	
			S3630	25S11/N	115/125	Clear	600/10	Box	CC-2V	1500	210	2 3/8"	
		DC Bay.	S3248	25T6 1/2/DC	130	Clear	500/25	Box	C-8	1500	180	5 3/8"	
			S3711	25T6 1/2/DC	130	Clear	120/10	CD/1	C-8	1500	180	5 3/8"	
			S3249	25T6 1/2/DC/F	130	Frosted	500/25	Box	C-8	1500	170	5 3/8"	
			S3713	25T6 1/2/DC/F	130	Frosted	120/10	CD/1	C-8	1500	170	5 3/8"	
		Int.	S3222	25T6 1/2N	130	Clear	500/25	Box	C-8	1500	180	5 3/8"	
			S3708	25T6 1/2N	130	Clear	120/10	CD/1	C-8	1500	180	5 3/8"	
			S3223	25T6 1/2N/F	130	Frosted	500/25	Box	C-8	1500	170	5 3/8"	
			S3709	25T6 1/2N/F	130	Frosted	120/10	CD/1	C-8	1500	170	5 3/8"	
		Cand.	S3907	25T8/C	130	Clear	120/10	Sleeve/10	C-5A	2500	190	2 5/8"	
			Int.	S3908	25T8/N	130	Clear	120/10	Sleeve/10	C-5A	2500	190	2 5/8"
S4720		25T8/N		130	Clear	120/12	CD/1	C-5A	2500	190	2 5/8"		
DC Bay.		S3909		25T8/DC	130	Clear	120/10	Sleeve/10	C-5A	2500	190	2 5/8"	
		S4721		25T8/DC	130	Clear	120/12	CD/1	C-5A	2500	190	2 5/8"	
		Med.	S3250	25T10	120	Clear	500/25	Box	C-5V	1000	210	5 3/16"	
	S3700		25T10	120	Clear	120/10	CD/1	C-5V	1000	210	5 3/16"		
	S3251		25T10/F	120	Frosted	500/25	Box	C-5V	1000	200	5 3/16"		
	S3701		25T10/F	120	Frosted	120/10	CD/1	C-5V	1000	200	5 3/16"		
30		Med.	S3210	30R20	120	Frosted	96/12	Sleeve	CC-9	2000	185	4"	
			S2810	30R20	130	Frosted	96/12	Sleeve	CC-9	2000	185	4"	

incandescent lamps

Incandescent Lamps



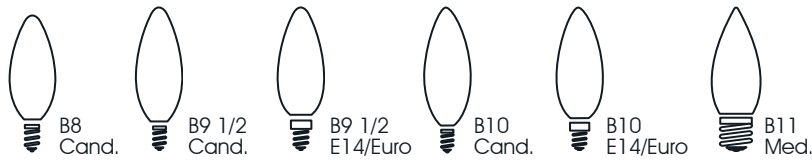
incandescent lamps

Watts	Bulb	Base	Satco Product Number	Lamp Code	Volts	Finish	Master/Inner Carton	Pkg. Type	Filament	Avg. Rated Hours	Lumens	MOL	Notes
30/70/100	A19 	Med.	S1824	30/100A19/W <i>Reduced Size</i>	120	White	36/12	Sleeve	CC-8	2500	250/700/950	4 1/8"	
	A21 	Med.	S1820	30/100A21/W	120	White	36/12	Sleeve	CC-2V/C-9	2500	250/700/950	5 1/16"	
34		Med.	S4460 ▲	40A/34/SS	120	Frosted	48	4pk	CC-8	1500	385	4 7/16"	
			S4990 ▲	40A/34/SS	130	Frosted	48	4pk	CC-8	1500	375	4 7/16"	
40		Med.	S3810	40A15/CL	130	Clear	500/25	Box	C-9	2500	290	3 1/2"	
			S3720	40A15/CL	130	Clear	240/20	CD/1	C-9	2500	290	3 1/2"	
			S3811	40A15/F	130	Frosted	500/25	Box	C-9	2500	280	3 1/2"	
			S3721	40A15/F	130	Frosted	240/20	CD/1	C-9	2500	280	3 1/2"	
			S4881	40A15/TF	130	Frost ShatterPrf	500/25	Box	C-9	2500	280	3 1/2"	4
			S2976 ■	40A15/MLX	120	Nat Day Frost	50/10	CD/1	C-9	5000	300	3 1/2"	3
		Med	S6041	40A19/CL	120	Clear	120	2pk	C-9	2500	340	4 1/8"	
			S3941	40A19/CL	130	Clear	120	2pk	C-9	2500	320	4 1/8"	
			S4020	40A19/CL	130	Clear	30 4pk	4pk	C-9	1000	320	4 1/8"	
			S6051	40A19/F	120	Frosted	120	2pk	C-9	2500	340	4 1/8"	
			S1711	40A19/F	120	Frosted	48	4pk	C-9	1500	340	4 1/8"	
			S3951	40A19/F	130	Frosted	120	2pk	C-9	2500	320	4 1/8"	
			S1810	40A19/W	120	White	48	4pk	C-9	1500	280	4 1/8"	
			S3991	40A19/W	130	White	40 3pk	3pk	C-9	1250	288	4 1/8"	
			S4010	40A19/W	130	White	30 4pk	4pk	C-9	1000	288	4 1/8"	
			S3859	40A/Bug	130	Yellow	24	2pk	C-9	2000	-	4 1/8"	
			S4980	40A/R	130	Cer Red	24/12	Sleeve	C-9	1000	-	4 1/8"	
			S4981	40A/B	130	Cer Blue	24/12	Sleeve	C-9	1000	-	4 1/8"	
			S4982	40A/G	130	Cer Grn	24/12	Sleeve	C-9	1000	-	4 1/8"	
			S4983	40A/Y	130	Cer Yellow	24/12	Sleeve	C-9	1000	-	4 1/8"	
S4076	40A19/W/230V	230	White	120	Box	CC-2F	2500	330	4 1/8"				
	Euro DC Bay.	S5030	40A19/F	130	Frosted	120	Box	CC-6	2500	330	4 1/8"		
		S5040	40A19/F/220V	220	Frosted	120	Box	CC-2F	2500	330	4 1/8"		

Have a special requirement? Visit our website at www.satco.com

When using a 130 Volt Lamp on a 120 Volt line, life is extended by approx. 2.5 times and lumens are reduced approx. 20%

Incandescent Lamps



incandescent lamps

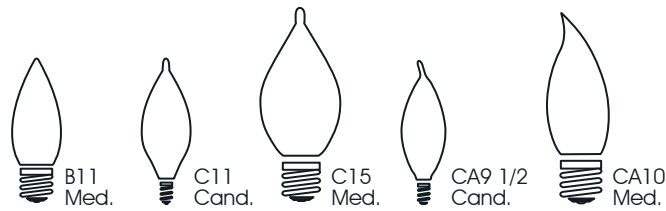
Watts	Bulb	Base	Safco Product Number	Lamp Code	Volts	Finish	Master/Inner Carton	Pkg. Type	Filament	Avg. Rated Hours	Lumens	MOL	Notes
40	B8	Cand.	S3347	40B8/Petite	130	Clear	500/25	Box	CC-2V	1500	384	3"	
	B9 1/2	Cand.	S3283	40B9 1/2	120	Clear	500/25	Box	CC-2V	1500	384	3 1/2"	
		S3783	40B9 1/2	120	Clear	120/10	CD/2	CC-2V	1500	384	3 1/2"		
		S4996	KR40B9 1/2	120	Clear	500/25	Box	CC-2V	2500	380	3 7/8"	1	
		S3717	KR40B9 1/2	120	Clear	120/10	CD/2	CC-2V	2500	380	3 7/8"	1	
		A3683	40B9 1/2	130	Clear	500/25	Box	CC-2V	2500	384	3 1/2"		
		A3583	40B9 1/2	130	Clear	120/10	CD/2	CC-2V	2500	384	3 1/2"		
		S3286	40B9 1/2/F	120	Frosted	500/25	Box	CC-2V	1500	384	3 1/2"		
		S3786	40B9 1/2/F	120	Frosted	120/10	CD/2	CC-2V	1500	384	3 1/2"		
		A3686	40B9 1/2/F	130	Frosted	500/25	Box	CC-2V	2500	384	3 1/2"		
		A3586	40B9 1/2/F	130	Frosted	120/10	CD/2	CC-2V	2500	384	3 1/2"		
		S3289	40B9 1/2/W	120	White	500/25	Box	CC-2V	1500	328	3 1/2"		
		S3789	40B9 1/2/W	120	White	120/10	CD/2	CC-2V	1500	328	3 1/2"		
		A3689	40B9 1/2/W	130	White	500/25	Box	CC-2V	2500	328	3 1/2"		
		A3589	40B9 1/2/W	130	White	120/10	CD/2	CC-2V	2500	328	3 1/2"		
	S3725	40B9 1/2/DIA	120	Cl. Crystal Cut	120/10	CD/2	CC-2V	1500	370	3 7/8"			
	S3818	40B9 1/2/A	120	Trans Amber	500/25	Box	CC-2V	1500	-	3 1/2"			
	E14 Euro.	S3391	40B9 1/2	120	Clear	500/25	Box	CC-2V	1500	370	3 1/2"		
		S4712	40B9 1/2	120	Clear	120/10	CD/2	CC-2V	1500	370	3 1/2"		
		S3381	40B9 1/2/F	120	Frosted	500/25	Box	CC-2V	1500	360	3 1/2"		
		S4715	40B9 1/2/F	120	Frosted	120/10	CD/2	CC-2V	1500	360	3 1/2"		
	B10	Cand.	S2971	40B10/VLX	120	Nat Day Frost	50/10	CD/1	CC-2V	2000	370	3 7/8"	3
			S3387	40B10/220V	220	Clear	500/25	Box	CC-2F	1000	330	3 3/4"	
			S3385	40B10/F/220V	220	Frosted	500/25	Box	CC-2F	1000	330	3 3/4"	
	E14/Euro.	S3394	40B10/220V	220	Clear	500/25	Box	CC-2F	1000	330	3 3/4"		
	B10/B11	Med.	S3232	40B11	120	Clear	500/25	Box	CC-2V	1500	370	3 7/8"	
			S3732	40B11	120	Clear	120/10	CD/2	CC-2V	1500	370	3 7/8"	
			S4469	KR40B11	120	Clear	500/25	Box	CC-2V	2500	380	3 7/8"	1
S4740			40B10/FAN	120	Fan Bulb Clear	120/12	CD/2	CC-2V	2000	370	3 7/8"		

Don't see the lamp you need? Call Customer Service 1-800-43-SATCO

When using a 130 Volt Lamp on a 120 Volt line, life is extended by approx. 2.5 times and lumens are reduced approx. 20%

Download from www.Somanuals.com. All Manuals Search And Download.

Incandescent Lamps



incandescent lamps

Watts	Bulb	Base	Satco Product Number	Lamp Code	Volts	Finish	Master/Inner Carton	Pkg. Type	Filament	Avg. Rated Hours	Lumens	MOL	Notes			
40		Med.	A3632	40B11	130	Clear	500/25	Box	CC-2V	2500	370	3 7/8"				
			A3532	40B11	130	Clear	120/10	CD/2	CC-2V	2500	370	3 7/8"				
			S3235	40B11/F	120	Frosted	500/25	Box	CC-2V	1500	360	3 7/8"				
			S3735	40B11/F	120	Frosted	120/10	CD/2	CC-2V	1500	360	3 7/8"				
			S4742	40B10/FAN/F	120	Fan Bulb Frosted	120/12	CD/2	CC-2V	2000	360	3 7/8"				
			A3635	40B11/F	130	Frosted	500/25	Box	CC-2V	2500	360	3 7/8"				
			A3535	40B11/F	130	Frosted	120/10	CD/2	CC-2V	2500	360	3 7/8"				
			S3238	40B11/W	120	White	500/25	Box	CC-2V	1500	330	3 7/8"				
			S3738	40B11/W	120	White	120/10	CD/2	CC-2V	1500	330	3 7/8"				
			A3638	40B11/W	130	White	500/25	Box	CC-2V	2500	320	3 7/8"				
			A3538	40B11/W	130	White	120/10	CD/2	CC-2V	2500	320	3 7/8"				
			S3384	40B11/230V	230	Clear	500/25	Box	CC-2F	1000	370	3 7/8"				
					Cand.	S3404	40C11	120	Satin Spun	500/25	Box	C-7A	4000	316	4"	
						S2704	40C11	120	Satin Spun	120/12	CD/1	C-7A	4000	316	4"	
					Med.	S3414	40C15	120	Satin Spun	300/25	Box	C-7A	4000	316	4 1/2"	
	S2714	40C15	120			Satin Spun	120/12	CD/1	C-7A	4000	316	4 1/2"				
	S3416	40C15/A	120			Amber Spun	300/25	Box	C-7A	4000	-	4 1/2"				
	S2716	40C15/A	120			Amber Spun	120/12	CD/1	C-7A	4000	-	4 1/2"				
		Cand.	S3275	40CA9 1/2	120	Clear	500/25	Box	CC-2V	1500	370	3 7/8"				
			S3775	40CA9 1/2	120	Clear	120/10	CD/2	CC-2V	1500	370	3 7/8"				
			S4466	KR40CA9 1/2	120	Clear	500/25	Box	CC-2V	2500	380	3 15/16"	1			
			A3675	40CA9 1/2	130	Clear	500/25	Box	CC-2V	2500	370	3 15/16"				
			A3575	40CA9 1/2	130	Clear	120/10	CD/2	CC-2V	2500	370	3 15/16"				
			S3279	40CA9 1/2/F	120	Frosted	500/25	Box	CC-2V	1500	384	3 15/16"				
			S3779	40CA9 1/2/F	120	Frosted	120/10	CD/2	CC-2V	1500	384	3 15/16"				
			A3679	40CA9 1/2/F	130	Frosted	500/25	Box	CC-2V	2500	350	3 15/16"				
			A3579	40CA9 1/2/F	130	Frosted	120/10	CD/2	CC-2V	2500	350	3 15/16"				
		Med.	S3265	40CA10	120	Clear	500/25	Box	CC-2V	1500	370	4 1/4"				
			S3765	40CA10	120	Clear	120/10	CD/2	CC-2V	1500	370	4 1/4"				
			A3665	40CA10	130	Clear	500/25	Box	CC-2V	2500	370	4 1/4"				
			A3565	40CA10	130	Clear	120/10	CD/2	CC-2V	2500	370	4 1/4"				
			S3268	40CA10/F	120	Frosted	500/25	Box	CC-2V	1500	360	4 1/4"				
			S3768	40CA10/F	120	Frosted	120/10	CD/2	CC-2V	1500	360	4 1/4"				
			A3668	40CA10/F	130	Frosted	500/25	Box	CC-2V	2500	360	4 1/4"				
			A3568	40CA10/F	130	Frosted	120/10	CD/2	CC-2V	2500	360	4 1/4"				

Visit our website at www.satco.com

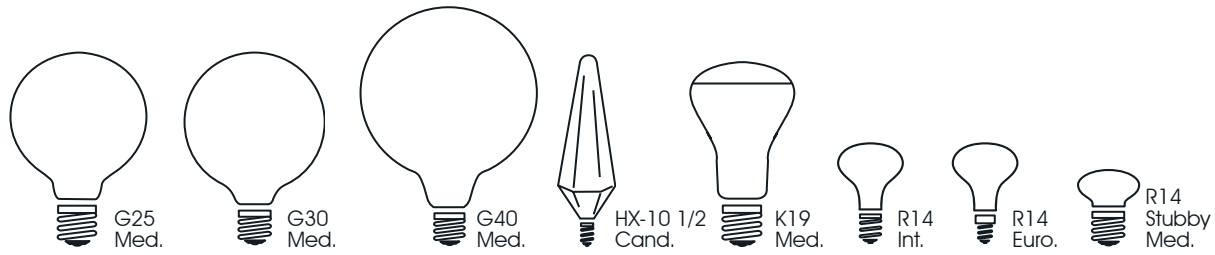
When using a 130 Volt Lamp on a 120 Volt line, life is extended by approx. 2.5 times and lumens are reduced approx. 20%

Incandescent Lamps



Watts	Bulb	Base	Satco Product Number	Lamp Code	Volts	Finish	Master/Inner Carton	Pkg. Type	Filament	Avg. Rated Hours	Lumens	MOL	Notes	
40		Med.	S3367	40F15	120	Clear	300/25	Box	CC-9	1500	420	4 1/2"		
			S2767	40F15	120	Clear	120/12	CD/2	CC-9	1500	420	4 1/2"		
			S3368	40F15/W	120	White	300/25	Box	CC-9	1500	372	4 1/2"		
			S2768	40F15/W	120	White	120/12	CD/2	CC-9	1500	372	4 1/2"		
			S3369	40F15/AU	120	Aurora	300/25	Box	CC-9	1500	420	4 1/2"		
			S2769	40F15/AU	120	Aurora	120/12	CD/2	CC-9	1500	420	4 1/2"		
			S3370	40F15/A	120	Amber	300/25	Box	CC-9	1500	-	4 1/2"		
			S2770	40F15/A	120	Amber	120/12	CD/2	CC-9	1500	-	4 1/2"		
		G12 1/2	Cand.	S3847	40G12 1/2	120	Clear	500/25	Box	C-7A	1500	370	2 3/8"	
		G14	E14/Euro.	S3397	40G14	130	Clear	500/25	Box	CC-9	1000	360	3 1/8"	
	S4707			40G14	130	Clear	120/10	CD/2	CC-9	1000	360	3 1/8"		
	S3398			40G14/W	120	Gloss Wht	500/25	Box	CC-9	1000	320	3 1/8"		
	S4708			40G14/W	130	Gloss Wht	120/10	CD/2	CC-9	1000	320	3 1/8"		
		G16 1/2	Cand.	S3823	40G16 1/2	120	Clear	500/25	Box	CC-2V	1500	384	3"	
	S3728			40G16 1/2	120	Clear	120/10	CD/2	CC-2V	1500	384	3"		
	S4472			KR40G16 1/2	120	Clear	500/25	Box	CC-2V	2500	380	3"		
	A3923			40G16 1/2	130	Clear	500/25	Box	CC-2V	2500	360	3"		
	A3523			40G16 1/2	130	Clear	120/10	CD/2	CC-2V	2500	360	3"		
	S3826			40G16 1/2/W	120	Sat. White	500/25	Box	CC-2V	1500	348	3"		
	S3754			40G16 1/2/W	120	Sat. White	120/10	CD/2	CC-2V	1500	348	3"		
	A3926			40G16 1/2/W	130	Sat. White	500/25	Box	CC-2V	2500	325	3"		
	A3526			40G16 1/2/W	130	Sat. White	120/10	CD/2	CC-2V	2500	325	3"		
	S3261			40G16 1/2/W	120	Gloss Wht	500/25	Box	CC-2V	1500	348	3"		
	S2974			40G16 1/2/MLX	120	Nat Day Frost	50/10	CD/1	CC-2V	2000	370	3"	3	
	S3245			40G16 1/2/SL	120	Silver Crown	500/25	Box	CC-2V	1500	384	3"		
			Med.	S3839	40G16 1/2	120	Clear	500/25	Box	CC-2V	1500	370	3 1/4"	
	S3842			40G16 1/2/W	120	Gloss Wht	500/25	Box	CC-2V	1500	320	3 1/4"		
			Med.	S3967	40G17/IF	130	Inside Frst	500/25	Box	CC-9	1000	348	3 1/8"	
S4709	40G17/IF			130	Inside Frst	120/10	CD/1	CC-9	1000	348	3 1/8"			
S3968	40G17/W			130	Gloss Wht	500/25	Box	CC-9	1000	348	3 1/8"			
S4710	40G17/W			130	Gloss Wht	120/10	CD/1	CC-9	1000	348	3 1/8"			
		Med.	S3888	40G18 1/2	120	Clear	250/25	Box	C-9	1500	368	3 1/2"		
S3828			40G18 1/2/W	120	Gloss Wht	250/25	Box	C-9	1500	280	3 1/2"			

Incandescent Lamps



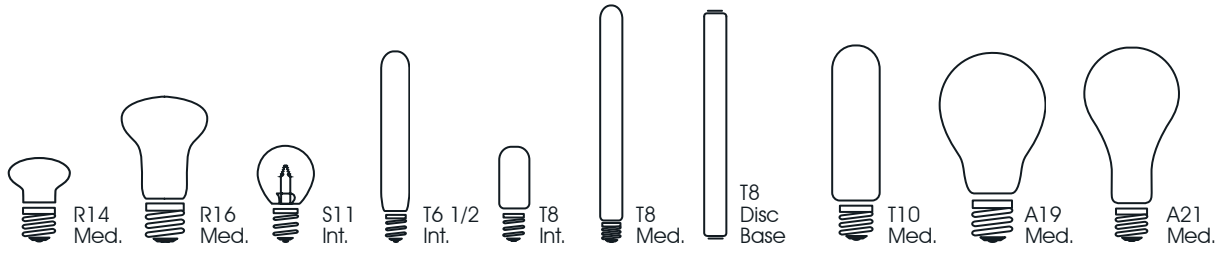
incandescent lamps

Watts	Bulb	Base	Satco Product Number	Lamp Code	Volts	Finish	Master/Inner Carton	Pkg. Type	Filament	Avg. Rated Hours	Lumens	MOL	Notes
40		Med.	S3448	40G25	120	Clear	72/6	Box	CC-9	2500	384	4 3/8'	
			S4048	40G25/3PK	120	Clear	40 3pk	3pk	CC-9	2500	384	4 3/8'	
			A3648	40G25	130	Clear	72/6	Box	CC-9	3000	360	4 3/8'	
			A4148	40G25/3PK	130	Clear	40 3pk	3pk	CC-9	3000	360	4 3/8'	
			A3644	40G25/220V	220	Clear	72/6	Box	CC-9	2500	212	4 3/8'	
			S3441	40G25/W	120	Gloss Wht	72/6	Box	CC-9	2500	340	4 3/8'	
			S4041	40G25/W/3PK	120	Gloss Wht	40 3pk	3pk	CC-9	2500	340	4 3/8'	
			A3641	40G25/W	130	Gloss Wht	72/6	Box	CC-9	3000	320	4 3/8'	
			A4141	40G25/W/3PK	130	Gloss Wht	40 3pk	3pk	CC-9	3000	320	4 3/8'	
			A3645	40G25/W/220V	220	Gloss Wht	72/6	Box	CC-9	2500	187	4 3/8'	
			S3861	40G25/SL	120	Silver Crown	72/6	Box	CC-9	1500	280	4 3/8'	
			S4815	40G25/VLX	120	Nat Day Frost	50/10	Box	C-9	5000	320	4 3/8'	3
		Med.	S3652	40G30	120	Clear	72/6	Box	CC-9	2500	384	5 1/8"	
			S3671	40G30/W	120	Gloss Wht	72/6	Box	CC-9	2500	320	5 1/8"	
		Med.	S3011	40G40	120	Clear	24/6	Box	C-9	4000	300	6 3/4"	
			S3001	40G40/W	120	Gloss Wht	24/6	Box	C-9	4000	280	6 3/4"	
		Cand.	S3745	40HX10 1/2	120	Clear	120/12	CD/2	C-7A	1500	360	4 1/2"	
			S3747	40HX10 1/2/F	120	Frosted	120/12	CD/2	C-7A	1500	360	4 15/16"	
			S3749	40HX10 1/2/AU	120	Aurora	120/12	CD/2	C-7A	1500	360	4 15/16"	
		Med.	S4976	40K19/2PK	120	White	12 2pk	2pk	C-9	1500	260	4 1/8"	
		Int.	S3215	40R14N	120	Clear	500/25	Box	CC-2V	1500	280	2 5/8"	
			S4701	40R14N	120	Clear	120/10	CD/1	CC-2V	1500	280	2 5/8"	
		E14/Euro.	S3396	40R14/E14	130	Clear	500/25	Box	CC-2V	1500	280	2 5/8"	
			S4706	40R14/E14	130	Clear	120/10	CD/1	CC-2V	1500	280	2 5/8"	
		Med	S3602	40R14	120	Clear	500/25	Box	CC-2V	1500	280	2 1/4"	

Have a special requirement? Visit our website at www.satco.com

When using a 130 Volt Lamp on a 120 Volt line, life is extended by approx. 2.5 times and lumens are reduced approx. 20%

Incandescent Lamps



incandescent lamps

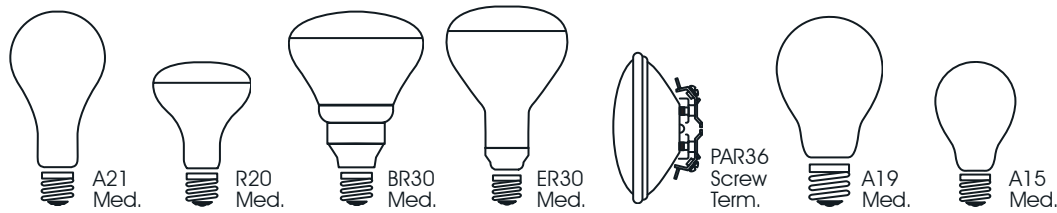
Watts	Bulb	Base	Satco Product Number	Lamp Code	Volts	Finish	Master/Inner Carton	Pkg. Type	Filament	Avg. Rated Hours	Lumens	MOL	Notes
40		Med	S3605	40R14	120	Clear	500/25	Box	CC-2V	1500	280	2 5/8"	
			S4705	40R14	120	Clear	120/10	CD/1	CC-2V	1500	280	2 5/8"	
		Med.	S3214	40R16	120	Frosted	500/25	Box	C-9	1500	280	3 7/16"	
			S4702	40R16	120	Frosted	120/10	CD/1	C-9	1500	280	3 7/16"	
		Int.	S3629	40S11/N	115/125	Clear	600/10	Box	CC-2V	1500	370	2 3/8"	
			S3729	40S11/N	115/125	Clear	240/20	CD/1	CC-2V	1500	370	2 3/8"	
		Int.	S3224	40T6 1/2/N	130	Clear	500/25	Box	C-8	1500	350	5 3/8"	
			S3710	40T6 1/2/N	130	Clear	120/10	CD/1	C-8	1500	350	5 3/8"	
			S3225	40T6 1/2/N/F	130	Frosted	500/25	Box	C-8	1500	340	5 3/8"	
			S3712	40T6 1/2/N/F	130	Frosted	120/10	CD/1	C-8	1500	340	5 3/8"	
		Int.	S3917	40T8N	130	Microwave Clear	120/10	CD/1	CC-2V	2000		2 5/8"	
			Med	S2977	40T8	130	Clear Showcase	10	Box	C-8	2000	265	12"
		Disc Base	S2980	L40	120	Clear Lumiline	24	Sleeve	C-8	1500	325	11 3/4"	
			S2981	L40/W	120	White Lumiline	12	Sleeve	C-8	1500	295	11 3/4"	
		Med.	S3252	40T10	120	Clear	500/25	Box	C-5V	1000	300	5 5/8"	
			S3702	40T10	120	Clear	120/10	CD/1	C-5V	1000	300	5 5/8"	
S3253			40T10/F	120	Frosted	500/25	Box	C-5V	1000	290	5 5/8"		
S3703			40T10/F	120	Frosted	120/10	CD/1	C-5V	1000	290	5 5/8"		
50		Med.	S5011	50A19/F/12V	12	Frosted	120/6	Box	C-6	1500	540	4 1/8"	
			S5021	50A19/F/34V	34	Frosted	120/6	Box	C-6	1500	540	4 1/8"	
			S3969	50A/RS	130	Frosted	24	2pk	C-9	2500	320	4 1/8"	
50/ 100/ 150		Med.	S1821	50/150A21/W	120	White	36/12	Sleeve	CC-2V/ C-9	2500	520/ 1050/ 1570	5 5/16"	
			S2985	50/150A21/PK	120	Soft Pink 3-way	12	Sleeve	CC-8	1200	-	5 5/16"	
			S4823	50/150A21/MLX	120	Nat Day Frost	50/10	Box	C-9	5000	350/ 910/ 1260	5 5/16"	3

Don't see the lamp you need? Call Customer Service 1-800-43-SATCO

When using a 130 Volt Lamp on a 120 Volt line, life is extended by approx. 2.5 times and lumens are reduced approx. 20%

Download from Www.Somanuals.com. All Manuals Search And Download.

Incandescent Lamps



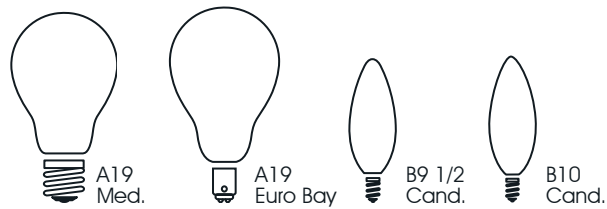
incandescent lamps



Watts	Bulb	Base	Satco Product Number	Lamp Code	Volts	Finish	Master/Inner Carton	Pkg. Type	Filament	Avg. Rated Hours	Lumens	MOL	Notes
50/ 200/ 250		Med.	S1823 ▲	50/250A21/W	120	White	12	Sleeve	C-9	1500	640/ 3300/ 3940	5 5/16"	
50		Med.	S3204	50R20	120	Frosted	96/12	Sleeve	CC-9	2000	375	4"	
			S3804	50R20	130	Frosted	96/12	Sleeve	CC-9	2000	375	4"	
			S4886	50R20/TF	120	Frosted ShatterPrf	96/12	Sleeve	CC-9	2000	375	4"	4
			S3200	50R20/R	130	Red	96/12	Sleeve	CC-9	2000	-	4"	
			S3201	50R20/G	130	Green	96/12	Sleeve	CC-9	2000	-	4"	
			S3202	50R20/B	130	Blue	96/12	Sleeve	CC-9	2000	-	4"	
			S3203	50R20/A	130	Amber	96/12	Sleeve	CC-9	2000	-	4"	
			S3212	50R20/PK	130	Pink	96/12	Sleeve	CC-9	2000	-	4"	
	S2850	50R20/GRO	120	Blue	96/12	Box	C-9	2000	-	4"			
		Med.	S3259	50BR30/FL	120	Frosted	96/12	Sleeve	CC-9	2000	550	5 3/8"	
		Med.	S4956	50ER30	130	Frosted	24	Sleeve	CC-6	2000	310	6 1/8"	
		Screw Term.	S4805 ▲	50PAR36/NSP	12	Clear	12	Box	C-6	2000	330	2 3/4"	
			S4804 ▲	50PAR36/WFL	12	Clear	12	Box	C-6	2000	330	2 3/4"	
52		Med.	S4461 ▲	60A52/SS	120	Frosted	48	4pk	CC-8	1500	745	4 7/16"	
			S4991 ▲	60A52/SS	130	Frosted	48	4pk	CC-8	1500	740	4 7/16"	
60		Med.	S3870	60A15/CL	130	Clear	500/25	Box	C-9	2500	580	3 1/2"	
			S3739	60A15/CL	130	Clear	240/20	CD/1	C-9	2500	580	3 1/2"	
			S3871	60A15/F	130	Frosted	500/25	Box	C-9	2500	530	3 1/2"	
			S3740	60A15/F	130	Frosted	240/20	CD/1	C-9	2500	530	3 1/2"	
			S4882	60A15/TF	130	Frosted ShatterPrf	500/25	Box	C-9	2500	530	3 1/2"	

Visit our website at www.satco.com

When using a 130 Volt Lamp on a 120 Volt line, life is extended by approx. 2.5 times and lumens are reduced approx. 20%

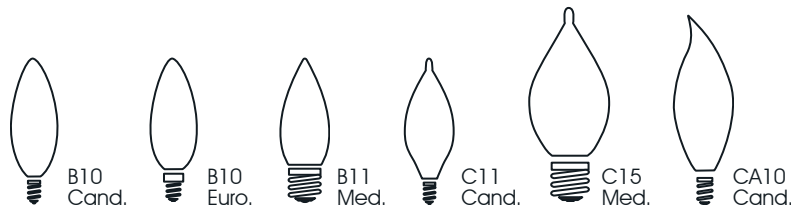
Incandescent Lamps



Watts	Bulb	Base	Satco Product Number	Lamp Code	Volts	Finish	Master/Inner Carton	Pkg. Type	Filament	Avg. Rated Hours	Lumens	MOL	Notes	
60		Med.	S6042	60A19/CL	120	Clear	120	2pk	C-9	2500	610	4 1/8"		
			S3942	60A19/CL	130	Clear	120	2pk	C-9	2500	580	4 1/8"		
			S4021	60A19/CL	130	Clear	30 4pks	4pk	C-9	1000	640	4 1/8"		
			S6052	60A19/F	120	Frosted	120	2pk	C-9	2500	610	4 1/8"		
			S1712	60A19/F	120	Frosted	48	4pk	C-9	1500	610	4 1/8"		
			S3952	60A19/F	130	Frosted	120	2pk	C-9	2500	580	4 1/8"		
			S1811	60A19/W	120	White	48	4pk	C-9	1500	550	4 1/8"		
			S3992	60A19/W	120	White	40 3pks	3pk	C-9	1250	576	4 1/8"		
			S4011	60A19/W	130	White	30 4pks	4pk	C-9	1000	576	4 1/8"		
			S4817	60A19/CL/VLX	120	Nat Day Clear	50/10	Box	C-9	5000	465	4 1/8"	3	
			S4816	60A19/VLX	120	Nat Day Frost	50/10	Box	C-9	5000	465	4 1/8"	3	
			S2992	60A19TS/8M/SS	120	Clear Extra Long Life	120/6	Sleeve	C-11V	8000	595	4 7/16"	2	
	S2984	60A/SPK	120	Soft Pink	24	Sleeve	CC-8	1000	-	4 7/16"				
	S2991	60A/GRO	120	GRO	6	Sleeve	C-9	1000	-	4 7/16"				
	S3938	60A/Bug	130	Yellow	24	2pk	C-9	2000	-	4 1/8"				
	S3927	60A/RS/TF/2PK	130	Frost ShatterPrf	12 2pks	2pk	C-9	5000	520	4 1/8"	4			
	S3955	60A/SL	130	Silver Crown	24	Box	C-9	1500	580	4 1/8"				
	S4984	60A/R	130	Cer Red	24/12	Sleeve	C-9	1000	-	4 1/8"				
	S4985	60A/B	130	Cer Blue	24/12	Sleeve	C-9	1000	-	4 1/8"				
	S4986	60A/G	130	Cer Green	24/12	Sleeve	C-9	1000	-	4 1/8"				
	S4987	60A/Y	130	Cer Yel	24/12	Sleeve	C-9	1000	-	4 1/8"				
	S4077	60A19/W/230V	230	White	120	Box	CC-2F	2500	630	4 1/8"				
	S5031	60A19/F	130	Frosted	120	Box	CC-6	2500	630	4 1/8"				
	S5041	60A19/F/230V	230	Frosted	120	Box	CC-2F	2500	630	4 1/8"				
		B9 1/2	Cand.	S3819	60B9 1/2/A	120	Trans. Amber	500/25	Box	CC-2V	1500	-	3 1/2"	
			Cand.	S3284	60B10	120	Clear	500/25	Box	CC-2V	1500	672	3 3/4"	
	S3784			60B10	120	Clear	120/10	CD/2	CC-2V	1500	672	3 3/4"		
	S4997			KR60B10	120	Clear	500/25	Box	CC-2V	2500	720	3 7/8"	1	
	S3718			KR60B10	120	Clear	120/10	CD/2	CC-2V	2500	720	3 7/8"	1	
	A3684			60B10	130	Clear	500/25	Box	CC-2V	2500	642	3 3/4"		
A3584	60B10			130	Clear	120/10	CD/2	CC-2V	2500	642	3 3/4"			
S3287	60B10/F			120	Frosted	500/25	Box	CC-2V	1500	672	3 3/4"			
S3787	60B10/F			120	Frosted	120/10	CD/2	CC-2V	1500	672	3 3/4"			
A3687	60B10/F			130	Frosted	500/25	Box	CC-2V	2500	642	3 3/4"			
A3587	60B10/F			130	Frosted	120/10	CD/2	CC-2V	2500	642	3 3/4"			
S3290	60B10/W			120	White	500/25	Box	CC-2V	1500	630	3 3/4"			

SHATTER PROOF

Incandescent Lamps



incandescent lamps

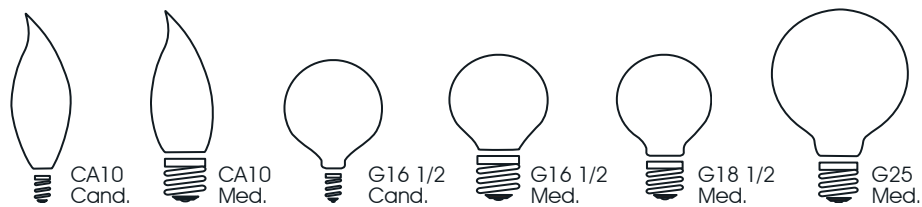
Watts	Bulb	Base	Satco Product Number	Lamp Code	Volts	Finish	Master/Inner Carton	Pkg. Type	Filament	Avg. Rated Hours	Lumens	MOL	Notes
60		Cand.	S3790	60B10/W	120	White	120/10	CD/2	CC-2V	1500	630	3 3/4"	
			A3690	60B10/W	130	White	500/25	Box	CC-2V	2500	564	3 3/4"	
			A3590	60B10/W	130	White	120/10	CD/2	CC-2V	2500	564	3 3/4"	
			S2972	60B10/VLX	120	Nat Day Frost	50/10	CD/1	CC-2V	2000	650	3 7/8"	3
			S3388	60B10/220V	220	Clear	500/25	Box	CC-2F	1000	650	3 3/4"	
		E14 Euro	S3392	60B10	120	Clear	500/25	Box	CC-2V	1500	650	3 3/4"	
			S4713	60B10	120	Clear	120/10	CD/2	CC-2V	1500	650	3 3/4"	
			S3382	60B10/F	120	Frosted	500/25	Box	CC-2V	1500	640	3 3/4"	
			S4716	60B10/F	120	Frosted	120/10	CD/2	CC-2V	1500	640	3 3/4"	
			S3293	60B11	120	Clear	500/25	Box	CC-2V	1500	650	3 7/8"	
		B10/B11 Med.	S3793	60B11	120	Clear	120/10	CD/2	CC-2V	1500	650	3 7/8"	
			S4470	KR60B11	120	Clear	500/25	Box	CC-2V	2500	720	3 7/8"	1
			S4741	60B10/FAN	120	Fan Bulb Clear	120/10	CD/2	CC-2V	2000	650	3 7/8"	
			A3693	60B11	130	Clear	500/25	Box	CC-2V	2500	650	3 7/8"	
			A3593	60B11	130	Clear	120/10	CD/2	CC-2V	2500	650	3 7/8"	
			S3296	60B11/F	120	Frosted	500/25	Box	CC-2V	1500	640	3 7/8"	
			S3796	60B11/F	120	Frosted	120/10	CD/2	CC-2V	1500	640	3 7/8"	
			S4743	60B10/FAN/F	120	Fan Bulb Frosted	120/10	CD/2	CC-2V	2000	640	3 7/8"	
			A3696	60B11/F	130	Frosted	500/25	Box	CC-2V	2500	640	3 7/8"	
			A3596	60B11/F	130	Frosted	120/10	CD/2	CC-2V	2500	640	3 7/8"	
			S3299	60B11/W	120	White	500/25	Box	CC-2V	1500	580	3 7/8"	
			S3799	60B11/W	120	White	120/10	CD/2	CC-2V	1500	580	3 7/8"	
			A3699	60B11/W	130	White	500/25	Box	CC-2V	2500	550	3 7/8"	
			A3599	60B11/W	130	White	120/10	CD/2	CC-2V	2500	550	3 7/8"	
				C11 Cand.	S3405	60C11	120	Satin Spun	500/25	Box	C-7A	4000	606
	S2705	60C11			120	Satin Spun	120/12	CD/2	C-7A	4000	606	4"	
		C15 Med.	S2715	60C15	120	Satin Spun	500/25	Box	C-9	4000	606	4 1/2"	
			S3415	60C15	120	Satin Spun	120/12	CD/2	C-9	4000	606	4 1/2"	
	CA10 Cand.	S3262	60CA10	120	Clear	500/25	Box	CC-2V	1500	672	4 1/4"		
		S3762	60CA10	120	Clear	120/10	CD/2	CC-2V	1500	672	4 1/4"		
		S4467	KR60CA10	120	Clear	500/25	Box	CC-2V	2500	720	4 1/4"	1	
		A3662	60CA10	130	Clear	500/25	Box	CC-2V	2500	642	4 1/4"		
		A3562	60CA10	130	Clear	120/10	CD/2	CC-2V	2500	642	4 1/4"		






Have a special requirement? Visit our website at www.satco.com

When using a 130 Volt Lamp on a 120 Volt line, life is extended by approx. 2.5 times and lumens are reduced approx. 20%

Download from Www.Somanuals.com. All Manuals Search And Download.

Incandescent Lamps



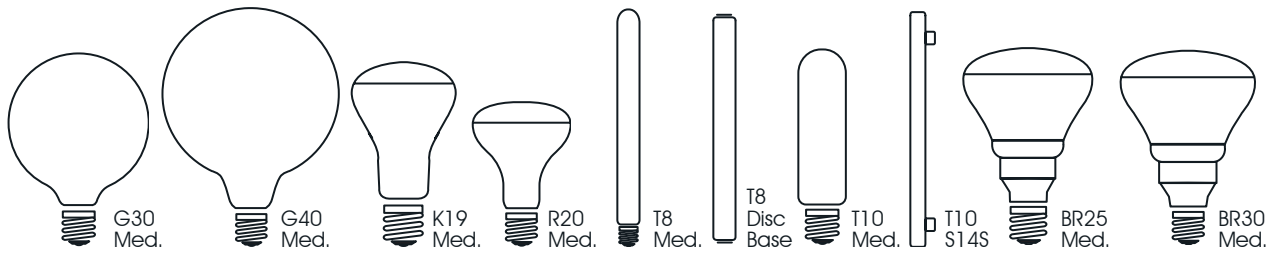
Watts	Bulb	Base	Satco Product Number	Lamp Code	Volts	Finish	Master/Inner Carton	Pkg. Type	Filament	Avg. Rated Hours	Lumens	MOL	Notes
60		Cand.	S3263	60CA10/F	120	Frosted	500/25	Box	CC-2V	1500	672	4 1/4"	
			S3763	60CA10/F	120	Frosted	120/10	CD/2	CC-2V	1500	672	4 1/4"	
			A3663	60CA10/F	130	Frosted	500/25	Box	CC-2V	2500	635	4 1/4"	
		A3563	60CA10/F	130	Frosted	120/10	CD/2	CC-2V	2500	635	4 1/4"		
		Med.	S3266	60CA10	120	Clear	500/25	Box	CC-2V	1500	650	4 1/4"	
			S3766	60CA10	120	Clear	120/10	CD/2	CC-2V	1500	650	4 1/4"	
			A3666	60CA10	130	Clear	500/25	Box	CC-2V	2500	650	4 1/4"	
			A3566	60CA10	130	Clear	120/10	CD/2	CC-2V	2500	650	4 1/4"	
			S3269	60CA10/F	120	Frosted	500/25	Box	CC-2V	1500	640	4 1/4"	
			S3769	60CA10/F	120	Frosted	120/10	CD/2	CC-2V	1500	640	4 1/4"	
	A3669		60CA10/F	130	Frosted	500/25	Box	CC-2V	2500	640	4 1/4"		
	A3569	60CA10/F	130	Frosted	120/10	CD/2	CC-2V	2500	640	4 1/4"			
		Cand.	S3831	60G16 1/2	120	Clear	500/25	Box	CC-2V	1500	672	3"	
			S3771	60G16 1/2	120	Clear	120/10	CD/2	CC-2V	1500	672	3"	
			S4473	KR60G16 1/2	120	Clear	500/25	Box	CC-2V	2500	720	3"	1
			A3931	60G16 1/2	130	Clear	500/25	Box	CC-2V	2500	642	3"	
			S3832	60G16 1/2/W	120	Sat. White	500/25	Box	CC-2V	1500	630	3"	
			S3772	60G16 1/2/W	120	Sat. White	120/10	CD/2	CC-2V	1500	630	3"	
			A3932	60G16 1/2/W	130	Sat. White	500/25	Box	CC-2V	2500	564	3"	
			S3271	60G16 1/2/W	120	Gloss Wht	500/25	Box	CC-2V	1500	630	3"	
S2975			60G16 1/2/MLX	120	Nat Day Frost	50/10	CD/1	CC-2V	2000	650	3"	3	
S3246			60G16 1/2/SL	120	Silver Crown	500/25	Box	CC-2V	1500	672	3"		
	Med.	S3840	60G16 1/2	120	Clear	500/25	Box	CC-2V	1500	650	3 1/4"		
		S3843	60G16 1/2/W	120	Gloss Wht	500/25	Box	CC-2V	1500	550	3 1/4"		
	Med.	S3889	60G18 1/2	120	Clear	250/25	Box	CC-2V	1500	610	3 1/2"		
		S3829	60G18 1/2/W	120	Gloss Wht	250/25	Box	CC-2V	1500	530	3 1/2"		
	Med.	S3449	60G25	120	Clear	72/6	Box	CC-9	2500	650	4 3/8"		
		S4049	60G25/3PK	120	Clear	40 3pk	3pk	CC-9	2500	650	4 3/8"		
		A3649	60G25	130	Clear	72/6	Box	CC-9	3000	642	4 3/8"		
		A4149	60G25/3PK	130	Clear	40 3pk	3pk	CC-9	3000	642	4 3/8"		
		S3442	60G25/W	120	Gloss Wht	72/6	Box	CC-9	2500	575	4 3/8"		
		S4042	60G25/W/3PK	120	Gloss Wht	40 3pk	3pk	CC-9	2500	575	4 3/8"		
		A3642	60G25/W	130	Gloss Wht	72/6	Box	CC-9	3000	564	4 3/8"		
		A4142	60G25/W/3PK	130	Gloss Wht	40 3pk	3pk	CC-9	3000	564	4 3/8"		
		S3862	60G25/SL	120	Silver Crown	72/6	Box	CC-9	1500	512	4 3/8"		

Don't see the lamp you need? Call Customer Service 1-800-43-SATCO

When using a 130 Volt Lamp on a 120 Volt line, life is extended by approx. 2.5 times and lumens are reduced approx. 20%

Download from www.Somanuals.com. All Manuals Search And Download.

Incandescent Lamps



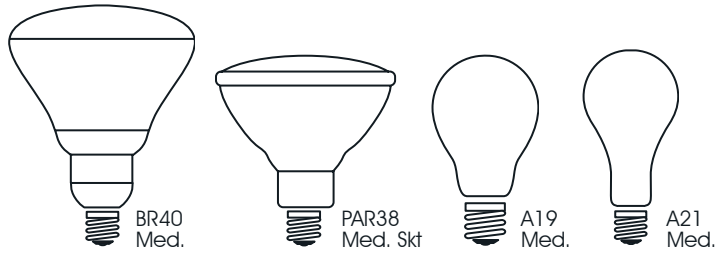
incandescent lamps







Watts	Bulb	Base	Satco Product Number	Lamp Code	Volts	Finish	Master/Inner Carton	Pkg. Type	Filament	Avg. Rated Hours	Lumens	MOL	Notes
60		Med.	S3670	60G30	120	Clear	72/6	Box	CC-9	2500	650	5 1/8"	
			S3672	60G30/W	120	White	72/6	Box	CC-9	2500	575	5 1/8"	
		Med.	S3012	60G40	120	Clear	24/6	Box	C-9	4000	580	6 3/4"	
			S3002	60G40/W	120	Gloss Wht	24/6	Box	C-9	4000	550	6 3/4"	
		Med.	S4977	60K19/2PK	120	White	12 2pk	2pk	C-9	1500	520	4 1/8"	
		Med.	S4824	60R20/VLX	120	Nat Day Frost	50/10	Box	C-9	5000	520	4"	3
		Med	S2978	60T8	130	Clear Showcase	10	Box	C-8	2000	425	12"	
		Disc Base	S2982	L60	120	Clear Lumiline	24	Sleeve	C-8	1500	480	17 3/4"	
			S2983	L60/W	120	White Lumiline	12	Sleeve	C-8	1500	450	17 3/4"	
		Med.	S3899	60T10/F	120	Frosted	500/25	Box	C-5V	1000	490	5 3/16"	
			S3704	60T10	120	Clear	120/10	CD/1	C-5V	1000	490	5 3/16"	
			S3896	60T10	120	Clear	500/25	Box	C-5V	1000	490	5 3/16"	
			S3705	60T10/F	120	Frosted	120/10	CD/1	C-5V	1000	480	5 3/16"	
		S14S	S4894	LN60	125	White	25	Box	C-8	1000	460	19 11/16"	
65		Med.	S2806	65BR25/FL	120	Frosted	96/12	Sleeve	CC-6	2000	600	4 3/4"	
		Med.	S2808	65BR30/FL	120	Frosted	96/12	Box	CC-9	2000	685	5 3/8"	
			S2817	65BR30/FL/2PK	120	Frosted	60 2pk	2pk	CC-9	2000	685	5 3/8"	
			S3408	65BR30/FL	130	Frosted	96/12	Box	CC-9	2000	685	5 3/8"	
			S3417	65BR30/FL/2PK	130	Frosted	60 2pk	2pk	CC-9	2000	685	5 3/8"	
			S6208	65BR30/FL/LL	130	Frosted	24	Sleeve	CC-9	5000	532	5 3/8"	
			SHATTER PROOF	S4887	65BR30/TF	120	Frosted ShatterPrf	96/12	Sleeve	C-9	2000	685	5 3/8"

Visit our website at www.satco.com

When using a 130 Volt Lamp on a 120 Volt line, life is extended by approx. 2.5 times and lumens are reduced approx. 20%

Incandescent Lamps



Watts	Bulb	Base	Satco Product Number	Lamp Code	Volts	Finish	Master/Inner Carton	Pkg. Type	Filament	Avg. Rated Hours	Lumens	MOL	Notes
65		BR40 Med.	S2853	65BR/FL	120	Frosted	24	Sleeve	CC-6	2500	685	6 1/2"	
			S4453	65BR/FL	130	Frosted	24	Sleeve	CC-6	2500	685	6 1/2"	
		PAR38 Med. Skt.	S4952 ▲	65PAR/FL	120	Clear	15	Box	CC-6	1750	715	5 5/16"	
			S4953 ▲	65PAR/FL/130	130	Clear	15	Box	CC-6	1750	715	5 5/16"	
			S4573 ▲	65PAR/SP	120	Clear	15	Box	CC-6	1750	715	5 5/16"	
	67		A19 Med.	S4462 ▲	75A/67/SS	120	Frosted	48	4pk	CC-8	1500	1040	4 7/16"
S4992 ▲				75A/67/SS	130	Frosted	48	4pk	CC-8	1500	1065	4 7/16"	
		A21 Med.	S2993 ▲	67A21/TS/8M	120	Clear Extra Long Life	24	Sleeve	C-9	8000	610	4 7/16"	2
			S2994 ▲	67A21/TS/8M	130	Clear Extra Long Life	24	Sleeve	C-9	8000	610	4 7/16"	2
69		A21 Med.	S2995 ▲	69A21/TS/8M	120	Clear Extra Long Life	24	Sleeve	C-9	8000	640	4 7/16"	2
			S2996 ▲	69A21/TS/8M	130	Clear Extra Long Life	24	Sleeve	C-9	8000	640	4 7/16"	2
75		A19 Med.	S6043	75A19/CL	120	Clear	120	2pk	C-9	2500	800	4 1/8"	
			S3943	75A19/CL	130	Clear	120	2pk	C-9	2500	760	4 1/8"	
			S4022	75A19/CL	130	Clear	30 4pks	4pk	C-9	1000	830	4 1/8"	
			S6053	75A19/F	120	Frosted	120	2pk	C-9	2500	800	4 1/8"	
			S1713	75A19/F	120	Frosted	48	4pk	C-9	1500	800	4 1/8"	
			S3953	75A19/F	130	Frosted	120	2pk	C-9	2500	760	4 1/8"	
			S1812	75A19/W	120	White	48	4pk	C-9	1500	650	4 1/8"	
			S3993	75A19/W	130	White	40 3pks	3pk	C-9	1250	747	4 1/8"	
			S4012	75A19/W	130	White	30 4pks	4pk	C-9	1000	747	4 1/8"	
			S3970	75A/RS	130	Frosted	24	2pk	C-9	2500	620	4 1/8"	
			S3928	75A/RS/TF/2PK	130	Frost ShatterPrf	12 2pks	2pk	C-9	5000	680	4 1/8"	4
			S4078	75A/BlackLight	120	Black Light	96/6	Box	C-9	480	-	4 1/8"	
			S4078	75A19/W/230V	230	White	120	Box	CC-2F	2500	750	4 1/8"	


SHATTER PROOF

Customer Service 1-800-43-SATCO

When using a 130 Volt Lamp on a 120 Volt line, life is extended by approx. 2.5 times and lumens are reduced approx. 20%

Download from www.Somanuals.com. All Manuals Search And Download.

Incandescent Lamps



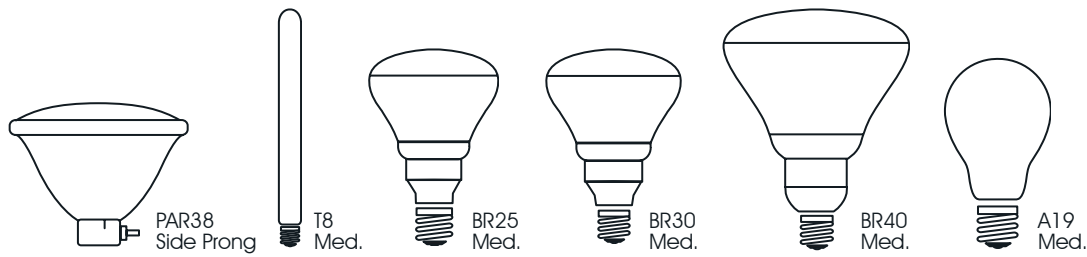
Watts	Bulb	Base	Satco Product Number	Lamp Code	Volts	Finish	Master/Inner Carton	Pkg. Type	Filament	Avg. Rated Hours	Lumens	MOL	Notes
75	 A21 Med.	Med.	S5012	75A21/F/12V	12	Frosted	120/6	Box	C-6	1500	720	5 5/16"	
			S5022	75A21/F/34V	34	Frosted	120/6	Box	C-6	1500	720	5 5/16"	
			S3934	75A21/IF	130	Frosted	120/6	Sleeve	C-9	5000	680	5 5/16"	
			S4819	75A21/CL/MLX	120	Nat Day Clear	50/10	Box	C-9	5000	630	5 1/16"	3
			S4818	75A21/MLX	120	Nat Day Frost	50/10	Box	C-9	5000	630	5 1/16"	3
			SHATTER PROOF S3972	75A21/TF	130	Frost ShatterPrf	24	2pk	C-9	2500	620	5 5/16"	4
	K19	Med.	S4978	75K19/2PK	120	White	12 2pk	2pk	C-9	1500	680	4 1/8"	
	R20	Med.	S3211	75R20	120	Frosted	96/12	Sleeve	CC-9	2000	690	4"	
			S2811	75R20	130	Frosted	96/12	Sleeve	CC-9	2000	690	4"	
	R25	Med.	S2851	75R25/GRO	120	Blue	96/12	Box	C-9	2000	-	4 3/4"	
	R30	Med.	S4825	75R30/FL/MLX	120	Nat Day Frost	50/10	Box	C-9	5000	680	5 3/8"	3
	BR30	Med.	S3240	75BR30/R	130	Red	96/12	Sleeve	C-9	2000	-	5 3/8"	
			S3227	75BR30/G	130	Green	96/12	Sleeve	C-9	2000	-	5 3/8"	
			S3228	75BR30/B	130	Blue	96/12	Sleeve	C-9	2000	-	5 3/8"	
S3239			75BR30/A	130	Amber	96/12	Sleeve	C-9	2000	-	5 3/8"		
S3213			75BR30/PK	130	Pink	96/12	Sleeve	C-9	2000	-	5 3/8"		
ER30	Med.	S4957	75ER30	130	Frosted	24	Sleeve	CC-6	2000	620	6 1/8"		
BR38	Med.	S4420	75BR38/FL	120	Clear	12	Box	CC-9	2000	700	5 5/16"		
		S4422	75BR38/FL/2PK	120	Clear	8 2pk	2pk	CC-9	2000	700	5 5/16"		
		S4430	75BR38/FL	130	Clear	12	Box	CC-9	2000	700	5 5/16"		
		E27/Med.	S5000	75BR38/FL/230V	230	Clear	12	Box	CC-9	2000	700	5 5/16"	

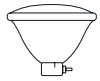






Incandescent lamps

Have a special requirement? Visit our website at www.satco.com

When using a 130 Volt Lamp on a 120 Volt line, life is extended by approx. 2.5 times and lumens are reduced approx. 20%

Incandescent Lamps



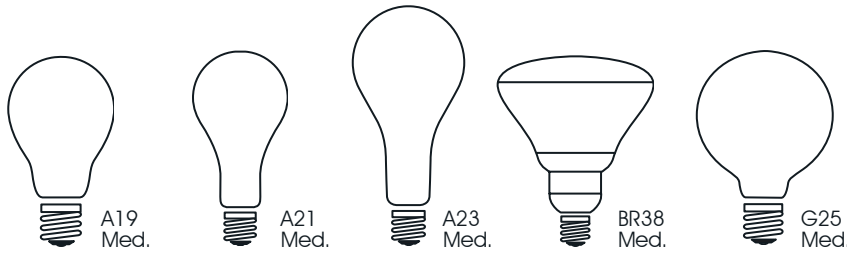
Watts	Bulb	Base	Satco Product Number	Lamp Code	Volts	Finish	Master/Inner Carton	Pkg. Type	Filament	Avg. Rated Hours	Lumens	MOL	Notes
75	 PAR38 Side Prong	Side Prong	S4800 ▲	75PAR/3FL/MINE	120	Clear	12	Box	CC-6	2000	765	4 5/16"	
			S4801 ▲	75PAR/3SP/MINE	120	Clear	12	Box	CC-6	2000	765	4 5/16"	
	 T8 Med.	Med.	S2979 ■	75T8	130	Clear Showcase	10	Box	C-8	2000	584	12"	
85	 BR25 Med.	Med.	S2807	85BR25/FL	120	Frosted	96/12	Sleeve	CC-6	2000	800	4 3/4"	
			 BR30 Med.	S2809	85BR30/FL	120	Frosted	96/12	Sleeve	CC-9	2000	925	5 3/8"
		S3409		85BR30/FL	130	Frosted	96/12	Sleeve	CC-9	2000	925	5 3/8"	
 BR40 Med.	Med.	S2854	85BR40/FL	120-130	Frosted	24	Sleeve	CC-6	2500	925	6 1/2"		
		90	 A19 Med.	S4463 ▲	100A/90/SS	120	Frosted	48	4pk	CC-8	1500	1520	4 7/16"
	S4993 ▲	100A/90/SS		130	Frosted	48	4pk	CC-8	1500	1550	4 7/16"		
	S2997 ▲	90A19/TS/8M/SS		120	Clear Extra Long Life	120			C-11V	8000	1000	4 7/16"	2
100	 A19 Med.	Med.	S6044	100A19/CL	120	Clear	120	2pk	C-9	2500	1150	4 1/8"	
			S3944	100A19/CL	130	Clear	120	2pk	C-9	2500	1100	4 1/8"	
			S4023	100A19/CL	130	Clear	30 4pks	4pk	C-9	1000	1230	4 1/8"	
			S6054	100A19/F	120	Frosted	120	2pk	C-9	2500	1150	4 1/8"	
			S3954	100A19/F	130	Frosted	120	2pk	C-9	2500	1100	4 1/8"	
			S1714	100A19/F	120	Frosted	48	4pk	C-9	1500	1150	4 1/8"	
			S1813	100A19/W	120	White	48	4pk	C-9	1500	950	4 1/8"	
			S3994	100A19/W	120	White	40 3pks	3pk	C-9	1250	1107	4 1/8"	
			S4013	100A19/W	120	White	30 4pks	4pk	C-9	1000	1107	4 1/8"	
			S3939	100A/Bug	130	Yellow	24	2pk	C-9	2000	-	4 1/8"	
			SHATTER PROOF	S3929	100A/RS/TF/2PK	130	Frost ShatterPrf	12 2pks	2pk	C-9	5000	960	4 1/8"

Don't see the lamp you need? Call Customer Service 1-800-43-SATCO

When using a 130 Volt Lamp on a 120 Volt line, life is extended by approx. 2.5 times and lumens are reduced approx. 20%

Download from Wwww.Somanuals.com. All Manuals Search And Download.

Incandescent Lamps



incandescent lamps

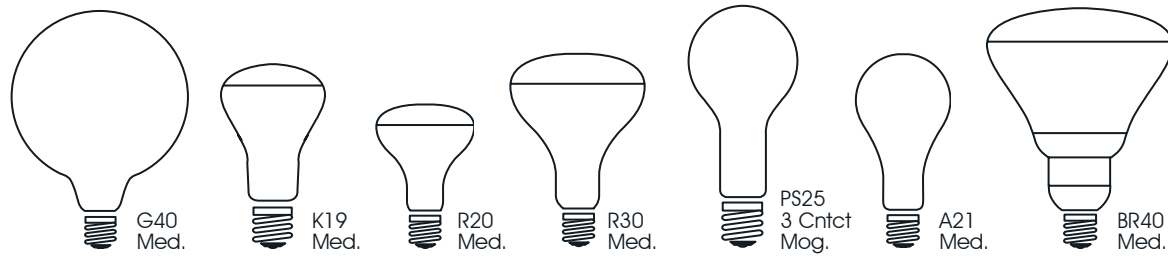
Watts	Bulb	Base	Satco Product Number	Lamp Code	Volts	Finish	Master/Inner Carton	Pkg. Type	Filament	Avg. Rated Hours	Lumens	MOL	Notes
100	 A19 Med.	Med.	S3956	100A/SL	130	Silver Crown	24	Box	C-9	1500	960	4 1/8"	
			S3971	100A/RS	130	Frosted	24	2pk	C-9	2500	880	4 1/8"	
			S4079	100A19/W/230V	230	White	120	Box	CC-2F	2500	1250	4 1/8"	
		Med LHT	S6010	100A/LHT/F Left Hand Thread	130	Frost	120/6	Sleeve	C-9	2000	1200	4 1/8"	
	 A21 Med.	Med	S3935	100A21/F	130	Frosted	130	Sleeve	C-9	5000	1030	5 5/16"	
			S4821 ■	100A21/CL/VLX	120	Nat Day Clear	50/10	Box	C-9	5000	910	5 1/16"	3
			S4820 ■	100A21/VLX	120	Nat Day Frost	50/10	Box	C-9	5000	910	5 1/16"	3
			S3973	100A21/TF	130	Frosted ShatterPrf	24	2pk	C-9	2500	880	5 5/16"	4
			S5013	100A21/F/12V	12	Frosted	120/6	Box	C-6	1500	980	5 5/16"	
			S5023	100A21/F/34V	34	Frosted	120/6	Box	C-6	1500	980	5 5/16"	
	 A23 Med.	Med	S3936	100A23/F	130	Frosted	120/6	Sleeve	C-9	5000	1030	6 1/16"	
	 BR38 Med.	Med.	S4424	100BR38/R	120	Red	6	Box	CC-9	2000	-	5 5/16"	
		E27/Med.	S5002	100BR38/R/230V	230	Red	6	Box	CC-9	2000	-	5 5/16"	
Med.		S4425	100BR38/A	120	Amber	6	Box	CC-9	2000	-	5 5/16"		
E27/Med.		S5003	100BR38/A/230V	230	Amber	6	Box	CC-9	2000	-	5 5/16"		
Med.		S4426	100BR38/Y	120	Yellow	6	Box	CC-9	2000	-	5 5/16"		
E27/Med.		S5004	100/BR38/Y/230V	230	Yellow	6	Box	CC-9	2000	-	5 5/16"		
Med.		S4427	100BR38/G	120	Green	6	Box	CC-9	2000	-	5 5/16"		
E27/Med.		S5005	100BR38/G/230V	230	Green	6	Box	CC-9	2000	-	5 5/16"		
Med.		S4428	100BR38/B	120	Blue	6	Box	CC-9	2000	-	5 5/16"		
E27/Med.		S5006	100BR38/B/230V	230	Blue	6	Box	CC-9	2000	-	5 5/16"		
Med.		S4429	100BR38/PK	120	Pink	6	Box	CC-9	2000	-	5 5/16"		
E27/Med.		S5007	100BR38/PK/230V	230	Pink	6	Box	CC-9	2000	-	5 5/16"		
 G25 Med.	Med.	S3450	100G25	120	Clear	72/6	Box	CC-9	2500	1000	4 3/8"		
		A3650	100G25	130	Clear	72/6	Box	CC-9	3000	1000	4 3/8"		
		S3443	100G25/W	120	Gloss Wht	72/6	Box	CC-9	2500	920	4 3/8"		
		A3643	100G25/W	130	Gloss Wht	72/6	Box	CC-9	3000	920	4 3/8"		













Visit our website at www.satco.com

When using a 130 Volt Lamp on a 120 Volt line, life is extended by approx. 2.5 times and lumens are reduced approx. 20%

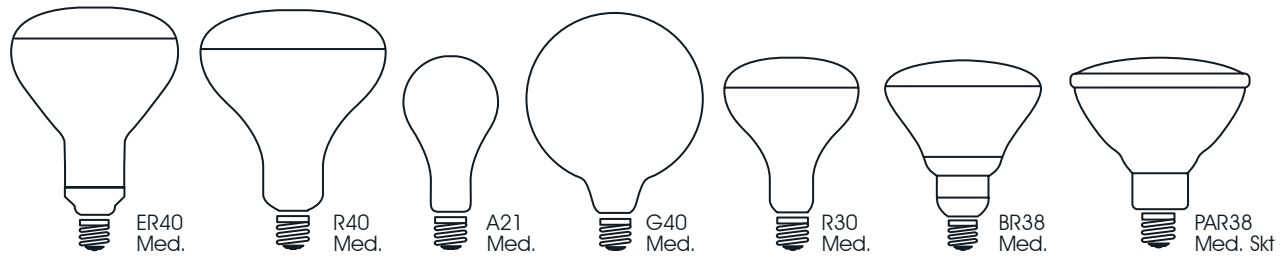
Download from Www.Somanuals.com. All Manuals Search And Download.








Incandescent Lamps



Watts	Bulb	Base	Satco Product Number	Lamp Code	Volts	Finish	Master/Inner Carton	Pkg. Type	Filament	Avg. Rated Hours	Lumens	MOL	Notes
100	G40 	Med.	S3013	100G40	120	Clear	24/6	Box	C-9	4000	1150	6 3/4"	
			S3003	100G40/W	120	Gloss Wht	24/6	Box	C-9	4000	1050	6 3/4"	
	K19 	Med.	S4979	100K19/2PK	120	White	12 2pk	2pk	C-9	1500	1000	4 1/8"	
	R20 	Med.	S3226	100R20	120	Frosted	96/12	Sleeve	CC-9	2000	925	4"	
R30 	Med	S4826 	100R30/FL/VLX	120	Nat Day Frost	10	Box	C-9	5000	1000	5 3/8"	3	
100/ 200/ 300	PS25 	3 cntct Mog	S1822 	100/300W	120	White	12	Sleeve	CC-6/ C-9	1200	1385/ 3540/ 4925	6 3/4"	
116	A21 	Med.	S2998 	116A21/TS/8M	120	Clear Extra Long Life	24	Sleeve	C-9	8000	1260	4 7/16"	2
120	BR40 	Med.	S2855	120BR/FL	120	Frosted	24	Sleeve	CC-6	2500	1150	6 1/2"	
			S4455	120BR/FL	130	Frosted	24	Sleeve	CC-6	2500	1150	6 1/2"	
			S2990 	120BR/GRO	120	Spot-GRO Reflector	6	Sleeve	CC-6	2000		6 1/2"	
	ER40 	Med.	S4958	120ER40	130	Frosted	24	Sleeve	CC-6	2000	1180	7 1/4"	

Incandescent Lamps



Watts	Bulb	Base	Satco Product Number	Lamp Code	Volts	Finish	Master/Inner Carton	Pkg. Type	Filament	Avg. Rated Hours	Lumens	MOL	Notes																																			
125	R40	Med	S4750	125R40/1	120	Clear Heat	12	Box	C-11	5000	-	6 1/2"																																				
																																																
135	A21	Med.	S2999 ▲	135A21/TS/8M/SS	120	Clear Extra Long Life	24	Sleeve	C-11V	8000	1750	4 7/16"	2																																			
																																																
150	A21	Med.	S3981	150A21/CL	130	Clear	24	Box	C-9	2500	1750	5 1/16"																																				
															S3980	150A21/F	130	Frosted	24	Box	C-9	2500	1750	5 1/16"																								
																										S4822 ■	150A21/MLX	120	Nat Day Frosted	50/10	Box	C-9	5000	1400	5 1/16"	3												
																																					S4883	150A21/TF	130	Frosted ShatterPrf	24	Box	C-9	2500	1750	5 1/16"	4	
																																																S3014
S3004	150G40/W	120	Gloss Wht	24/6	Box	C-9	4000	1550	6 3/4"																																							
											G40	Med.	S2852	150R30/GRO	120	Blue	96/12	Box	C-9	2000	-	5 5/16"																										
																									S4421	150BR38/FL	120	Clear	12	Box	CC-9	2000	1550	5 5/16"														
																																				S4423	150BR38/FL/2PK	120	Clear	8 2pks	2pk	CC-9	2000	1550	5 5/16"			
																																															S4431	150BR38/FL
S5001	150BR38/FL/230V	230	Clear	12	Box	CC-9	2000	1550	5 5/16"																																							
											R30	Med.	S4954 ▲	150PAR/FL	130	Clear	15	Box	CC-6	750	2175	5 5/16"																										
																									S4955 ▲	150PAR/SP	130	Clear	15	Box	CC-6	750	2175	5 5/16"														
																																				BR38	Med.											
																																																
E27/Med.																																																
	PAR38	Med Skt																																														
																																																

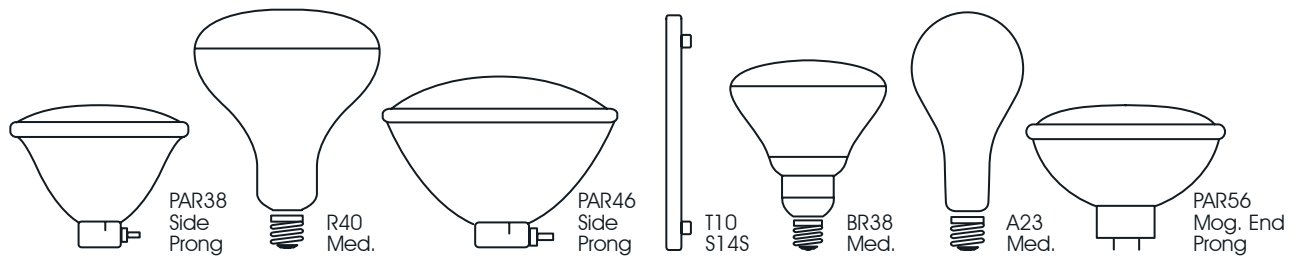
Incandescent lamps

Have a special requirement? Visit our website at www.satco.com

When using a 130 Volt Lamp on a 120 Volt line, life is extended by approx. 2.5 times and lumens are reduced approx. 20%

Download from Www.Somanuals.com. All Manuals Search And Download.

Incandescent Lamps



Watts	Bulb	Base	Satco Product Number	Lamp Code	Volts	Finish	Master/Inner Carton	Pkg. Type	Filament	Avg. Rated Hours	Lumens	MOL	Notes
150		Side Prong	S4802 ▲	150PAR3FL/MINE	120	Clear	12	Box	CC-6	2000	1740	4 5/16"	
			S4803 ▲	150PAR3SP/MINE	120	Clear	12	Box	CC-6	2000	1740	4 5/16"	
		Med.	S4827 ■	150R40FL/VLX	120	Nat Day Frosted	50/10	Box	C-9	5000	1450	6 1/2"	3
		Side Prong	S4339 ▲	150PAR46/3NSP	125	Narrow Spot	12	Box	CC-2V	2000	1500	4"	
	S14S	S4895 ▲	LN150	125	White	16	Box	C-8	1000	930	39 3/8"		
175		Med	S4751	175BR38/HR	120	Red Heat	12	Box	C-9	5000	-	5 5/16"	
200		Med.	S3983	200A23/CL	130	Clear	24	Box	C-9	2500	2500	6 1/16"	
			S3982	200A23/F	130	Frosted	24	Box	C-9	2500	2500	6 1/16"	
		Side Prong	S4340 ▲	200PAR46/3MFL	120	Med Fld	12	Box	CC-13	2000	2270	4"	
			S4341 ▲	200PAR46/3MFL	125	Med Fld	12	Box	CC-13	2000	2270	4"	
			S4342 ▲	200PAR46/3NSP	120	Nar Spot	12	Box	CC-13	2000	2270	4"	
			S4343 ▲	200PAR46/3NSP	125	Nar Spot	12	Box	CC-13	2000	2270	4"	
	Mog End Prong	S4344 ▲	200PAR56/MFL	120	Med Fld	12	Box	CC-13	2000	2270	5"		
250		Med.	S4999	250R40/1	120	Cl. Heat	12	Sleeve	C-9	5000	-	6 1/2"	
			S4885	250R40/1/TF	120	Cl. Heat ShatterPrf	12	Sleeve	C-9	5000	-	6 7/8"	
			S4998	250R40/HR	120	Red Heat	12	Sleeve	C-9	5000	-	6 1/2"	
			S4884	250R40/HR/TF	120	Red Heat ShatterPrf	12	Sleeve	C-9	5000	-	6 7/8"	

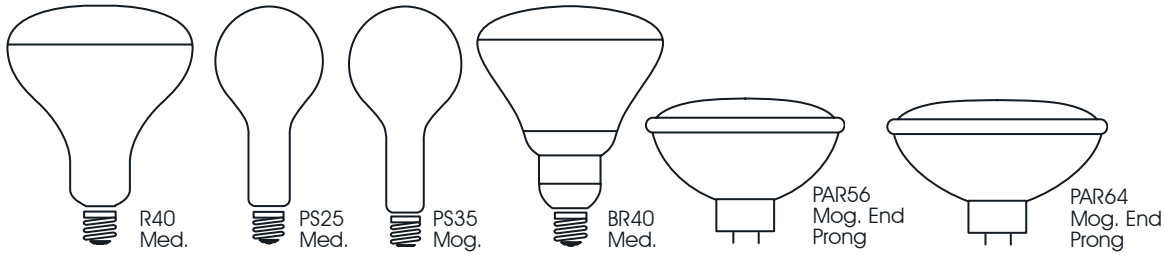
incandescent lamps

Don't see the lamp you need? Call Customer Service 1-800-43-SATCO








When using a 130 Volt Lamp on a 120 Volt line, life is extended by approx. 2.5 times and lumens are reduced approx. 20%

Download from Wwww.Somanuals.com. All Manuals Search And Download.

Incandescent Lamps



Incandescent lamps

Watts	Bulb	Base	Satco Product Number	Lamp Code	Volts	Finish	Master/Inner Carton	Pkg. Type	Filament	Avg. Rated Hours	Lumens	MOL	Notes	
300	 PS25 Med.	Med.	S4959	300M/CL	130	Clear	24	Box	C-9	2500	3600	6 15/16"		
			S4960	300M/IF	130	Frosted	24	Box	C-9	2500	3600	6 15/16"		
	 PS35 Mog.	Mog	S4961	300PS35/CL	130	Clear	12	Box	C-9	2500	3600	9 3/8"		
			S4962	300/PS35/IF	130	Frosted	12	Box	C-9	2500	3600	9 3/8"		
			S2986 ▲	300PS35/SB/IF	120	Silver Bowl Inside Frost	24	Sleeve	C-9	1000	5400	9 3/8"		
	 BR40 Med.	Med.	S4353 ▲	300BR/FL	120	Reflector Flood	24	Sleeve	CC-2V	2000	3030	6 1/2"		
			 PAR56 Mog. End Prong	S4812 ▲	300PAR56/NSP	120	Nar. Spt	12	Box	CC-13	2000	3840	5"	
	S4345 ▲	300PAR56/NSP		130	Nar. Spt	12	Box	CC-13	2000	3840	5"			
	S4810 ▲	300PAR56/MFL		120	Med Fld	12	Box	CC-13	2000	3840	5"			
	S4346 ▲	300PAR56/MFL		130	Med Fld	12	Box	CC-13	2000	3840	5"			
	S4811 ▲	300PAR56/WFL		120	Wide Fld	12	Box	CC-13	2000	3840	5"			
	S4347 ▲	300PAR56/WFL		130	Wide Fld	12	Box	CC-13	2000	3840	5"			
	375	 R40 Med.	Med.	S4366 ▲	375R40/1	120	Cl. Heat	24	Sleeve	C-11	5000		7 5/8"	
				500	 PAR64 Mog. End Prong	S4349 ▲	500PAR64/MFL	120	Med. Fl.	6	Box	CC-13	2000	6500
	S4350 ▲	500PAR64/MFL	130			Med. Fl.	6	Box	CC-13	2000	6500	6"		
S4348 ▲	500PAR64/NSP	120	Nar. Spt			6	Box	CC-13	2000	6500	6"			
S4351 ▲	500PAR64/WFL	120	Wide Fld			6	Box	CC-13	2000	6500	6"			
S4352 ▲	500PAR64/WFL	130	Wide Fld			6	Box	CC-13	2000	6500	6"			
 PS35 Mog.	Mog.	S2987 ▲	500PS35/CL		120	Clear	24	Sleeve	CC-8	1000	10000	9 3/8"		
		S2988 ▲	500PS35/CL		130	Clear	24	Sleeve	CC-8	1000	10000	9 3/8"		
		S2989 ▲	500PS35/IF		130	Frost	24	Sleeve	CC-8	1000	10000	9 3/8"		

Visit our website at www.satco.com


When using a 130 Volt Lamp on a 120 Volt line, life is extended by approx. 2.5 times and lumens are reduced approx. 20%

Download from Www.Somanuals.com. All Manuals Search And Download.

Incandescent Lamps Notes

General Incandescent Notes

 = Product by a manufacturer other than Satco

 = Product by one of the Primary lamp manufacturers

CD/1 = Carded or Clamshell – 1 lamp per card

CD/2 = Carded or Clamshell – 2 lamps per card

CD/4 = Carded or Clamshell – 4 lamps per card

Light Output vs. Life

The life of an incandescent lamp and its lumen output are both determined by the filament design. These characteristics represent a give-and-take relationship—one must be sacrificed to improve the other. There are many choices available to the consumer, each one marketed for a particular application, purpose or feature.

It is important to determine your customer's priorities and needs when recommending a light source purchase. Is the lamp going to be placed in a hard-to-reach area, making long life more important than light output? Or will it be a workhorse, illuminating important tasks and needing maximum lumens?

The Federal Trade Commission instituted new packaging labeling requirements in 1992 to explain the function of a lamp better to the purchaser. So if you know your way around this labeling, you can suggest optimum choices for your customer, or explain the features to customers to allow them to make their own educated decisions.

Rated Life

There is a common misconception that the "Rated Life" of an incandescent lamp is a measure of how long the lamp should burn, this is not true. The rated life of a lamp is the point where 50% of the bulbs have burned out, and 50% are still burning, under laboratory conditions. For example, the S2808, (65BR30/FL) is rated at 2000 hours, this means, some will burn out at 1000 hours, some will last 3000 hours, but ½ will still be burning at 2000 hours.

Incandescent Notes

- 1 Krypton decorative bulbs create a brilliant sparkle, similar to the look of halogen. Additionally, Krypton bulbs last longer than conventional incandescent bulbs, maintaining their lumen output for the full course of their life.
- 2 While these very long life lamps were originally designed for traffic signals, we offer them primarily as an extraordinarily long life product. Per Title 20 Section 1605.3(m) of the California code of regulations, these lamps may not be sold or offered for sale in the state of California for use in traffic signals.
- 3 These Natural Spectrum light bulbs contain Neodymium, a rare earth element that filters out the excessive yellow part of the spectrum to which our eyes are most sensitive. Made of hand blown glass, these incredible bulbs are the closest replication of natural sunlight available in an incandescent. These bulbs last up to five times longer than ordinary bulbs, show colors more accurately, increase the contrast between black and white, and reduce glare, eyestrain, and fatigue. While other manufacturers use a film that can degrade from the heat of the incandescent filament, the Neodymium in these lamps are integral to the glass, and therefore will last for the life of the bulb.
- 4 **SHATTER PROOF** ShatterProof lamps are designed for any application where the bulbs are at risk of being broken. The rubber coating will contain the glass particles should the lamp break, keeping it from falling into food, or anywhere else. Many jurisdictions now require the use of coated lamps in all food preparation, and service areas.
- 5 Designed primarily for picture light applications.

Free Manuals Download Website

<http://myh66.com>

<http://usermanuals.us>

<http://www.somanuals.com>

<http://www.4manuals.cc>

<http://www.manual-lib.com>

<http://www.404manual.com>

<http://www.luxmanual.com>

<http://aubethermostatmanual.com>

Golf course search by state

<http://golfingnear.com>

Email search by domain

<http://emailbydomain.com>

Auto manuals search

<http://auto.somanuals.com>

TV manuals search

<http://tv.somanuals.com>