

# Compact Fluorescent





**SATCO**® FCC ID: [unreadable]  
Not for [unreadable]  
120V 60Hz 95mA  
2700K

# Compact Fluorescent Basics

## Fighting Fluorescent Phobia

The biggest misconception that still stigmatizes fluorescent light sources pertains to their color rendering. Many consumers still associate fluorescent with having an unflattering green cast. They are probably thinking of products they've seen at the cool end of the spectrum, or fluorescent lighting in institutional settings. You can combat these negative associations from fluorescent's aesthetically impaired past by educating your customers about lamp color and color rendering.

The Color Rendering Index (CRI) is a rating scale up to 100 that rates a light source's ability to accurately convey true color. Light sources with a low CRI will make objects and skin tones appear washed out and dull. Lamps with high CRI ratings bring life to a subject and make colors more vivid. Many CFLs have CRI ratings that exceed 80, which is considered excellent.

Lamp color, on the other hand, is based on a color temperature scale with a measurement called Kelvin. A warm color of light would be in the 2000K to 3000K range and would make reds, oranges and yellows more dominant. Light sources with a color temperature in the 4000K range would feature more blue or cool tones. The variety of color temperature options and CRI ratings for fluorescent light sources have improved dramatically thanks to advances in the types of phosphors used. So now your customers can see themselves in their best light without sacrificing energy savings.



<b>Color Temp</b>	Warm	Neutral	Cool	Daylight
<b>Kelvin Range</b>	3000K	3500K	4100K	5000K
<b>Effect &amp; Mood</b>	Warm & Friendly	Inviting & Comfortable	Clean & Organized	Bright & Alert
<b>Application</b>	Homes & Restaurants	Showrooms & Reception Offices	Office & Hospitals	Galleries & Jewelry Display

## Light Bulb Anatomy

### FLUORESCENT


How it works: Fluorescent lamps are phosphorous-coated tubes filled with a low-pressure mercury vapor. Light is produced by passing an electric arc between tungsten cathodes at opposite ends of the tube. This causes the mercury vapor to generate a radiant energy.

### Tri-Phosphor Coating

This mixture converts ultraviolet light into visible light with superior color rendition and a high efficacy averaging 60 lumens per watt.

### Electronic Ballast

These high-tech devices enable the lamp to light up immediately with no flickering or noise. Solid-state circuitry allows for three-way, dimmable and photocell models.



### Compact Fluorescent Tube

An alternative to traditional linear tubes, these smaller-tubes have been configured into new shapes to reduce their size and increase their light output.

## What Is Energy Star?




Celebrating its 10th anniversary this year, Energy Star® is a government-backed symbol for energy efficiency, jointly managed by the U.S. Environmental Protection Agency (EPA) and the U.S. Department of Energy (DOE). The label was created to help consumers easily identify products that save energy and help to protect the environment.

Energy Star manufacturer partners may place the label on products that meet the high energy efficiency guidelines of the program. To keep up with technological advances, Energy Star reviews the guidelines for each product category and tightens them as necessary to ensure that, generally, only the top 25 percent of products in each category can earn the label.

# Beneficial Bulbs for Every Room


Energy Star recommends putting energy-efficient bulbs in the five most-used lamps or fixtures. Since these areas of the home have the highest energy use for lighting, these “high five” are good places to start—with plenty of options to suit most applications.



## Kitchen

Recessed lighting, whether used for general illumination or above sinks and stovetops, can take R30 or R40 fluorescent reflector lamps. The fact that these bulbs last up to 10 times longer than incandescents means fewer trips up the ladder to change them. For under-cabinet lights or surface fluorescent fixtures, install Energy Star-rated products that accept linear T8 lamps with electronic ballasts to ensure peak efficiency.


Bulbs will likely be visible in pendants over kitchen islands or a table, so compact fluorescents with a familiar “A” lamp style are best. Because dimmable compact fluorescents are available, the light level can adjust to accommodate tasks or mood-setting entertaining.



## Bathroom


Incandescent bulbs in standard theatrical-style vanity strips can be replaced with globe-shaped compact fluorescent sources. Color rendering is important in this room, so choose bulbs that have a CRI of 80 or better. Consumers are also most comfortable with color temperatures at the warm

end of the spectrum in bathrooms, so 3000K would be an appropriate choice. Fluorescent sources provide sufficient light for activities such as shaving or applying makeup without casting harsh shadows.



## Bedrooms

The average home’s bedrooms as a whole—including master, guest and children’s rooms—account for 10 percent of its energy used for lighting. Bedside table lamps or swing-arm wall sconces will benefit from spiral CFLs, particularly those models that offer three-way settings and dimming capability.



## Living Room

Here, too, recessed lighting can benefit from the use of R30 or R40 fluorescent reflector lamps. If line voltage track lighting is used instead or in addition, those fixtures can take R20 or R30 fluorescent reflector lamps.

Portable lamps—table or floor—are great candidates for spiral CFLs, which maximize light output with their unique shape and exposed tubes. New mini spiral models have petite tubes and smaller ballasts for tighter spaces without sacrificing efficacy. Spiral CFLs are also available with candelabra bases for use in chandeliers, although this type of light source is best in shaded applications.

Tiffany lamps are enhanced by fluorescent sources because they create even illumination behind the colorful glass. Flush mounts with ventilation are also conducive to these sources because there are no visible “hot spots.” Since the fluorescent sources themselves are cool to the touch when in operation, there is less to worry about when they’re used in a child’s bedroom.



## Outdoor

Spiral CFLs are available in bug light versions for use outdoors. Torpedo-style fluorescents, which come with standard screw-in or candelabra bases, can replace flame-shaped incandescent bulbs that are visible behind the panels of exterior lanterns.

Outdoor fixtures benefit greatly from energy-efficient light sources because they are usually left on for extended periods of time, so the cumulative wattage saved is significant. For this same reason, the long life of these bulbs makes a big difference, requiring fewer bulb changes and less maintenance.



Mini Spiral Cand.



Mini Spiral Med.



## Screw In Lamps

### Mini Spiral Lamps 120 Volt

Watts	Bulb	Base	Satco Product Number	Approx Incand Equiv	Lamp Code	Color Kelvin Temp	CRI	Master/Inner Carton	Pkg Type	Avg. Rated Hours	Initial Lumens	MOL (Length)	MOD (Diameter)
5		Cand.	<b>S6297</b>	20W	EFMSP5/30	2700	82	48/12	Box	10000	250	4.13"	1.81"
		Med.	<b>S6298</b>	20W	EFMSP5/30	2700	82	48/12	Box	10000	250	4.06"	1.81"
<i>Suitable for enclosed fixtures</i>													
9		Med.	<b>S6200</b> ★	50W	EFMSP9/30	3000	82	24/6	Blister	10000	500	4.45"	1.81"
		Cand.	<b>S6251</b>	50W	EFMSP9/30	3000	82	24/6	Blister	10000	500	4.45"	1.81"
<i>Suitable for enclosed fixtures</i>													
11		Med.	<b>S6201</b> ★	55W	EFMSP11/30	3000	82	24/6	Blister	6000	550	4.45"	1.81"
		Cand.	<b>S6252</b>	55W	EFMSP11/30	3000	82	24/6	Blister	6000	550	4.76"	1.81"
<i>Suitable for enclosed fixtures</i>													
13		Med.	<b>S6202</b> ★	60W	EFMSP13/30	3000	82	24/6	Blister	10000	800	4.96"	1.81"
			<b>S6223</b>	60W	EFMSP13/50	5000	82	24/6	Blister	10000	800	4.96"	1.81"
		Cand.	<b>S6253</b>	60W	EFMSP13/30	3000	82	24/6	Blister	10000	800	4.96"	1.81"
<i>Suitable for enclosed fixtures</i>													
15		Med.	<b>S6203</b> ★	65W +	EFMSP15/30	3000	82	24/6	Blister	10000	900	4.80"	2.13"
			<b>S6224</b>	65W +	EFMSP15/50	5000	82	24/6	Blister	10000	900	4.80"	2.13"
<i>Suitable for enclosed fixtures</i>													
18		Med.	<b>S6243</b> ★	75W	EFMSP18/30	3000	82	24/6	Blister	10000	1100	5.28"	2.13"
26		Med.	<b>S6204</b> ★	100W	EFMSP26/30	3000	82	24/6	Blister	10000	1600	5.94"	2.13"
			<b>S6225</b>	100W	EFMSP26/50	5000	82	24/6	Blister	10000	1600	5.94"	2.13"






Compact fluorescent lamps

# Compact Fluorescent Lamps






Spiral Med.

## Standard Spiral Lamps

Watts	Bulb	Base	Satco Product Number	Approx Incand Equiv	Lamp Code	Color Kelvin Temp	CRI	Master/ Inner Carton	Pkg Type	Avg. Rated Hours	Initial Lumens	MOL (Length)	MOD (Diameter)
15	Spiral 	Med.	S6205 ★	65W	EFSP15/30	3000	82	24/6	Blister	6000	900	5.35"	2.17"
			S6226	65W	EFSP15/50	5000	82	24/6	Blister	6000	900	5.35"	2.17"
<i>Suitable for enclosed fixtures</i>													
20	Spiral 	Med.	S6206 ★	85W	EFSP20/30	3000	82	24/6	Blister	6000	1200	5.67"	2.36"
			S6227	85W	EFSP20/50	5000	82	24/6	Blister	6000	1200	5.67"	2.36"
23	Spiral 	Med.	S6207 ★	90W	EFSP23/30	3000	82	24/6	Blister	6000	1380	6.02"	2.36"
			S6228	90W	EFSP23/50	5000	82	24/6	Blister	6000	1380	6.02"	2.36"
26	Spiral 	Med.	S6209 ★	100W	EFSP26/30	3000	82	24/6	Blister	6000	1600	6.14"	2.36"
			S6229	100W	EFSP26/50	5000	82	24/6	Blister	6000	1600	6.14"	2.36"
32	Spiral 	Med.	S6210 ★	125W	EFSP32/30	3000	82	24/6	Blister	6000	1920	6.73"	2.64"
			S6240	125W	EFSP32/50	5000	82	24/6	Blister	6000	1920	6.73"	2.64"

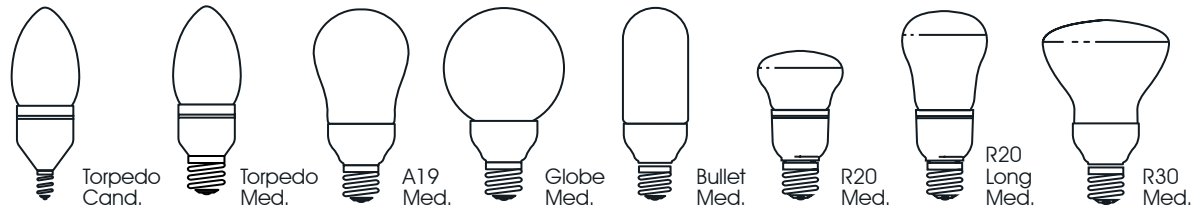
## Standard & Mini Spiral Specialty Lamps

Watts	Bulb	Base	Satco Product Number	Approx Incand Equiv	Lamp Code	Color Kelvin Temp	CRI	Master/ Inner Carton	Pkg Type	Avg. Rated Hours	Initial Lumens	MOL (Length)	MOD (Diameter)
12/ 20/ 26	Spiral 	Med.	S6211 ★	50W/ 85W/ 100W	EFSP12/20/26/30K 3-WAY	3000	82	24/6	Blister	6000	660/ 1200/ 1600	6.02"	2.36"
15	Mini Spiral 	Med.	S6254	60w Bug	EFMSP15/BUG Yellow		82	24/6	Blister	10000	N/A	4.80"	2.13"
<i>Suitable for enclosed fixtures</i>													
23	Spiral 	Med.	S6212 ★	25- 85W	EFSP23/30/DIM Dimmable	3000	82	24/6	Blister	6000	1380	6.02"	2.36"
			S6257	85W	EF23/SPL/PHOTO/30 With Photocell	3000	82	24/6	Blister	6000	1380	6.14"	2.36"

Don't see the lamp you need? Call Customer Service 1-800-43-SATCO

compact fluorescent lamps

# Compact Fluorescent Lamps



## Enclosed & Decorative Lamps

Watts	Bulb	Base	Satco Product Number	Approx Incand Equiv	Lamp Code	Color Kelvin Temp	CRI	Master/ Inner Carton	Pkg Type	Avg. Rated Hours	Initial Lumens	MOL (Length)	MOD (Diameter)
3	Torpedo 	Cand.	S6219	15W	EFTOR3/30	3000	82	24/6	Blister	6000	120	4.96"	1.65"
		Med.	S6221	15W	EFTOR3/30	3000	82	24/6	Blister	6000	120	4.96"	1.65"
7	Torpedo 	Cand.	S6220	30W	EFTOR7/30	3000	82	24/6	Blister	6000	280	4.96"	1.57"
		Med.	S6222	30W	EFTOR7/30	3000	82	24/6	Blister	6000	280	4.96"	1.57"
	A19 	Med.	S6233	30W	EF7A19/30	3000	82	24/6	Blister	6000	300	4.54"	2.36"
9	A19 	Med.	S6239	40W	EF9A19/30	3000	82	24/6	Blister	6000	450	4.61"	2.44"
11	A19 	Med.	S6246	55W	EF11A19/30	3000	82	24/6	Blister	6000	540	4.96"	2.44"
15	A19 	Med.	S6216	60W	EF15A19/30	3000	82	24/6	Blister	6000	720	5.39"	2.64"
	Globe 	Med.	S6218	60W	EFG15/30	3000	82	24/6	Blister	6000	720	5.39"	3.31"
			S6242	60W	EFG15/50	5000	82	24/6	Blister	6000	720	5.39"	3.31"
	Bullet 	Med.	S6217	60W	EFT15/30	3000	82	24/6	Blister	6000	720	5.51"	1.97"
S6241			60W	EFT15/50	5000	82	24/6	Blister	6000	720	5.51"	1.97"	

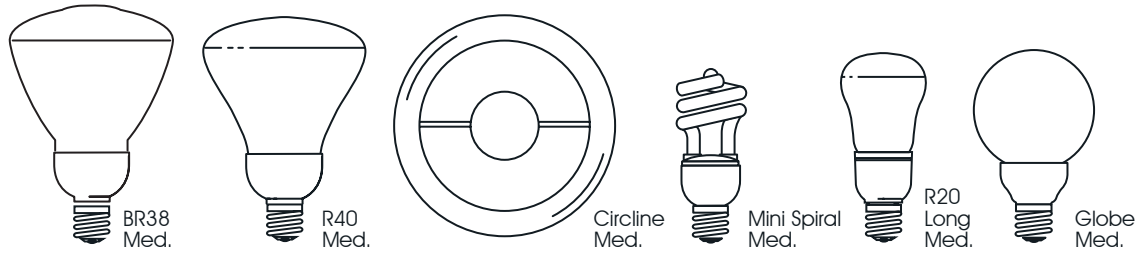
## Reflector Lamps

Watts	Bulb	Base	Satco Product Number	Approx Incand Equiv	Lamp Code	Color Kelvin Temp	CRI	Master/ Inner Carton	Pkg Type	Avg. Rated Hours	Initial Lumens	MOL (Length)	MOD (Diameter)
5	R20 	Med.	S6244	30W	EFR205/30	3000	82	24/6	Blister	6000	260	4.21"	2.52"
11	R20 Long 	Med	S6245	50W	EFR20L11/30/120	3000	82	24/6	Blister	6000	330	4.96"	2.52"
15	R30 	Med.	S6213	60W	EFR3015/30	3000	82	24/6	Blister	6000	550	5.39"	3.74"
			S6255	60W	EFR3015/DIM/30 Dimmable	3000	82	24/6	Blister	6000	525	6.10"	3.74"



Visit our website at [www.satco.com](http://www.satco.com)

compact fluorescent lamps

# Compact Fluorescent Lamps







## Reflector Lamps (cont.)

Watts	Bulb	Base	Satco Product Number	Approx Incand Equiv	Lamp Code	Color Kelvin Temp	CRI	Master/Inner Carton	Pkg Type	Avg. Rated Hours	Initial Lumens	MOL (Length)	MOD (Diameter)
23		Med.	S6215 ★	85W	EFPAR3823/30	3000	82	24/6	Blister	6000	960	6.50"	4.72"
			<b>Indoor/Outdoor Rated UL Listed Wet Location</b>										
		Med.	S6214 ★	85W	EFR4023/30	3000	82	24/6	Blister	6000	920	6.50"	5.00"
			S6256	85W	EFR4023/DIM/30	3000	82	24/6	Blister	6000	920	7.00"	5.00"

## Circline Tube With Electronic Ballast

Watts	Bulb	Base	Satco Product Number	Approx Incand Equiv	Lamp Code	Color Kelvin Temp	CRI	Master/Inner Carton	Pkg Type	Avg. Rated Hours	Initial Lumens	MOL (Length)	MOD (Diameter)
22		Med.	S6259	75W	EF/FC8/T9/WW	3000		12/6	Blister	10000	1060	2.99"	8.39"
			S6261	75W	EF/FC8/T9/D	6500		12/6	Blister	10000	1060	2.99"	8.39"

## Export 230 Volt

Watts	Bulb	Base	Satco Product Number	Approx Incand Equiv	Lamp Code	Color Kelvin Temp	CRI	Master/Inner Carton	Pkg Type	Avg. Rated Hours	Initial Lumens	MOL (Length)	MOD (Diameter)
13		Med.	S6247	60W	EFMSP13/50/230V	5000	82	24/6	Blister	10000	800	4.96"	1.81"
26		Med.	S6248	100W	EFMSP26/50/230V	5000	82	24/6	Blister	10000	1600	5.94"	2.13"
11		Med.	S6249	50W	EFR20L11/50/230V	5000	82	24/6	Blister	6000	330	4.96"	2.52"
15		Med.	S6250	60W	EFG15/50/230V	5000	82	24/6	Blister	6000	720	5.39"	3.31"





Twin Tube G23







Twin Tube GX23



## Plug In Lamps – ENV & ECO ▲

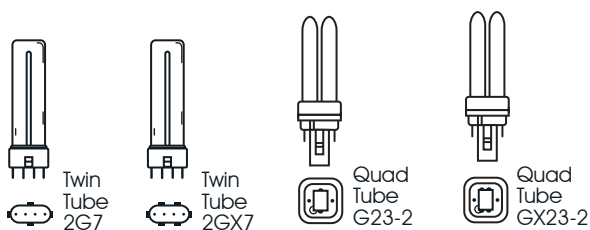
### Twin Tube 2-Pin For Magnetic Ballasts

Watts	Bulb	Base	Satco Product Number	Lamp Code	CCT (K)	CRI	Master/Inner Pack	Pkg Type	Avg. Rated Hours	Lumens	MOL	Notes
5	T4	G23 	S6300	CFS5W/827	2700	82	50/5	Hang Box	10000	230	4.2"	
			S6700 ▲	CF5DS/827	2700	82	50	Box	10000	230	4.2"	
			S6301	CFS5W/841	4100	82	50/5	Hang Box	10000	230	4.2"	
			S6701 ▲	CF5DS/841	4100	82	50	Box	10000	230	4.2"	
7	T4	G23 	S6302	CFS7W/827	2700	82	50/5	Hang Box	10000	400	5.3"	
			S6702 ▲	CF7DS/827	2700	82	50	Box	10000	400	5.3"	
			S6303	CFS7W/835	3500	82	50/5	Hang Box	10000	400	5.3"	
			S6703 ▲	CF7DS/835	3500	82	50	Box	10000	400	5.3"	
			S6304	CFS7W/841	4100	82	50/5	Hang Box	10000	400	5.3"	
			S6704 ▲	CF7DS/841	4100	82	50	Box	10000	400	5.3"	
			S6305	CFS7W/850	5000	82	50/5	Hang Box	10000	400	5.3"	
			S6705 ▲	CF7DS/850	5000	82	50	Box	10000	400	5.3"	
9	T4	G23 	S6306	CFS9W/827	2700	82	50/5	Hang Box	10000	580	6.5"	
			S6706 ▲	CF9DS/827	2700	82	50	Box	10000	580	6.5"	
			S6307	CFS9W/835	3500	82	50/5	Hang Box	10000	580	6.5"	
			S6707 ▲	CF9DS/835	3500	82	50	Box	10000	580	6.5"	
			S6308	CFS9W/841	4100	82	50/5	Hang Box	10000	580	6.5"	
			S6708 ▲	CF9DS/841	4100	82	50	Box	10000	580	6.5"	
			S6309	CFS9W/850	5000	82	50/5	Hang Box	10000	580	6.5"	
			S6709 ▲	CF9DS/850	5000	82	50	Box	10000	580	6.5"	
13	T4	GX23 	S6310	CFS13W/827	2700	82	50/5	Hang Box	10000	800	7.1"	
			S6710 ▲	CF13DS/827	2700	82	50	Box	10000	800	7.1"	
			S6380	CFS13W/830	3000	82	50/5	Hang Box	10000	800	7.1"	
			S6780 ▲	CF13DS/830	3000	82	50	Box	10000	800	7.1"	
			S6311	CFS13W/835	3500	82	50/5	Hang Box	10000	800	7.1"	
			S6711 ▲	CF13DS/835	3500	82	50	Box	10000	800	7.1"	
			S6312	CFS13W/841	4100	82	50/5	Hang Box	10000	800	7.1"	
			S6712 ▲	CF13DS/841	4100	82	50	Box	10000	800	7.1"	
			S6313	CFS13W/850	5000	82	50/5	Hang Box	10000	800	7.1"	
			S6713 ▲	CF13DS/850	5000	82	50	Box	10000	800	7.1"	





Visit our website at [www.satco.com](http://www.satco.com)

compact fluorescent lamps



# Compact Fluorescent Lamps

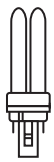


## Twin-Tube 4-Pin For Electronic & Dimming Ballasts

Watts	Bulb	Base	Satco Product Number	Lamp Code	CCT (K)	CRI	Carton	Pkg Type	Avg. Rated Hours	Lumens	MOL	Notes
5	T4	2G7	 <b>S6411</b> ▲	CF5DS/E/827	2700	82	50	Box	10000	230	3.4"	
			<b>S6412</b> ▲	CF5DS/E/841	4100	82	50	Box	10000	230	3.4"	
7	T4	2G7	 <b>S6413</b> ▲	CF7DS/E/827	2700	82	50	Box	10000	400	4.5"	
			<b>S6414</b> ▲	CF7DS/E/841	4100	82	50	Box	10000	400	4.5"	
9	T4	2G7	 <b>S6415</b> ▲	CF9DS/E/827	2700	82	50	Box	10000	580	5.7"	
			<b>S6416</b> ▲	CF9DS/E/841	4100	82	50	Box	10000	580	5.7"	
13	T4	2GX7	 <b>S6417</b> ▲	CF13DS/E/827	2700	82	50	Box	10000	800	6.2"	
			<b>S6418</b> ▲	CF13DS/E/830	3000	82	50	Box	10000	800	6.2"	
			<b>S6419</b> ▲	CF13DS/E/841	4100	82	50	Box	10000	800	6.2"	

## Quad Tube 2-Pin For Magnetic Ballasts

Watts	Bulb	Base	Satco Product Number	Lamp Code	CCT (K)	CRI	Master/ Inner Pack	Pkg Type	Avg. Rated Hours	Lumens	MOL	Notes
9	T4	G23-2	 <b>S6314</b>	CFD9W/827	2700	82	50/5	Hang Box	10000	525	4.3"	
			<b>S6714</b> ▲	CF9DD/827	2700	82	50	Box	10000	525	4.3"	
			<b>S6315</b>	CFD9W/830	3000	82	50/5	Hang Box	10000	525	4.3"	
			<b>S6715</b> ▲	CF9DD/830	3000	82	50	Box	10000	525	4.3"	
			<b>S6316</b>	CFD9W/835	3500	82	50/5	Hang Box	10000	525	4.3"	
			<b>S6716</b> ▲	CF9DD/835	3500	82	50	Box	10000	525	4.3"	
13	T4	GX23-2	 <b>S6317</b>	CFD13W/827	2700	82	50/5	Hang Box	10000	780	4.6"	
			<b>S6717</b> ▲	CF13DD/827	2700	82	50	Box	10000	780	4.6"	
			<b>S6318</b>	CFD13W/830	3000	82	50/5	Hang Box	10000	780	4.6"	
			<b>S6718</b> ▲	CF13DD/830	3000	82	50	Box	10000	780	4.6"	
			<b>S6319</b>	CFD13W/835	3500	82	50/5	Hang Box	10000	780	4.6"	
			<b>S6719</b> ▲	CF13DD/835	3500	82	50	Box	10000	780	4.6"	
			<b>S6320</b>	CFD13W/841	4100	82	50/5	Hang Box	10000	780	4.6"	
			<b>S6720</b> ▲	CF13DD/841	4100	82	50	Box	10000	780	4.6"	



Quad Tube  
G24q-2



Quad Tube  
GX32D-2







Quad Tube  
G24D-3

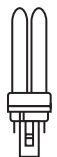


Quad Tube  
GX32D-3

## Quad Tube 2-Pin For Magnetic Ballasts *(cont.)*

Watts	Bulb	Base	Salco Product Number	Lamp Code	CCT (K)	CRI	Master/Inner Pack	Pkg Type	Avg. Rated Hours	Lumens	MOL	Notes
18	T4	G24q-2 	S6321	CFD18W/827	2700	82	50/5	Hang Box	10000	1250	6"	
			S6721 ▲	CF18DD/827	2700	82	50	Box	10000	1250	6"	
			S6322	CFD18W/830	3000	82	50/5	Hang Box	10000	1250	6"	
			S6722 ▲	CF18DD/830	3000	82	50	Box	10000	1250	6"	
			S6323	CFD18W/835	3500	82	50/5	Hang Box	10000	1250	6"	
			S6723 ▲	CF18DD/835	3500	82	50	Box	10000	1250	6"	
			S6324	CFD18W/841	4100	82	50/5	Hang Box	10000	1250	6"	
			S6724 ▲	CF18DD/841	4100	82	50	Box	10000	1250	6"	
22	T5	GX32D-2 	S2970 ■	FDL22LE/D	2800	84	50	Box	10000	1200	6"	
			S2971 ■	FDL22EX/D	5000	84	50	Box	10000	1200	6"	
26	T4	G24D-3 	S6325	CFD26W/827	2700	82	50/5	Hang Box	10000	1825	6.8"	
			S6725 ▲	CF26DD/827	2700	82	50	Box	10000	1825	6.8"	
			S6326	CFD26W/830	3000	82	50/5	Hang Box	10000	1825	6.8"	
			S6726 ▲	CF26DD/830	3000	82	50	Box	10000	1825	6.8"	
			S6327	CFD26W/835	3500	82	50/5	Hang Box	10000	1825	6.8"	
			S6727 ▲	CF26DD/835	3500	82	50	Box	10000	1825	6.8"	
			S6328	CFD26W/841	4100	82	50/5	Hang Box	10000	1825	6.8"	
			S6728 ▲	CF26DD/841	4100	82	50	Box	10000	1825	6.8"	
28	T5	GX32D-3 	S2972 ■	FDL28LE/D	2800	84	50	Box	10000	1600	6.8"	
			S2973 ■	FDL28EX/D	5000	84	50	Box	10000	1600	6.8"	

# Compact Fluorescent Lamps



Quad Tube G24q-1



Quad Tube G24q-2



Quad Tube G24q-3

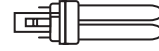


Triple Tube GX24D-2



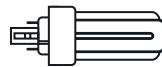
Triple Tube GX24D-3

## Quad Tube 4-Pin For Electronic & Dimming Ballasts



Watts	Bulb	Base	Satco Product Number	Lamp Code	CCT (K)	CRI	Master/Inner Pack	Pkg Type	Avg. Rated Hours	Lumens	MOL	Notes	
13	T4	G24q-1		S6329	CFD13W/4P/827	2700	82	50/5	Hang Box	12000	900	5.2"	2
				S6729 ▲	CF13DD/E/827	2700	82	50	Box	12000	900	5.2"	2
				S6330	CFD13W/4P/830	3000	82	50/5	Hang Box	12000	900	5.2"	2
				S6730 ▲	CF13DD/E/830	3000	82	50	Box	12000	900	5.2"	2
				S6331	CFD13W/4P/835	3500	82	50/5	Hang Box	12000	900	5.2"	2
				S6731 ▲	CF13DD/E/835	3500	82	50	Box	12000	900	5.2"	2
				S6332	CFD13W/4P/841	4100	82	50/5	Hang Box	12000	900	5.2"	2
				S6732 ▲	CF13DD/E/841	4100	82	50	Box	12000	900	5.2"	2
18	T4	G24q-2		S6333	CFD18W/4P/827	2700	82	50/5	Hang Box	12000	1250	5.8"	2
				S6733 ▲	CF18DD/E/827	2700	82	50	Box	12000	1250	5.8"	2
				S6334	CFD18W/4P/830	3000	82	50/5	Hang Box	12000	1250	5.8"	2
				S6734 ▲	CF18DD/E/830	3000	82	50	Box	12000	1250	5.8"	2
				S6335	CFD18W/4P/835	3500	82	50/5	Hang Box	12000	1250	5.8"	2
				S6735 ▲	CF18DD/E/835	3500	82	50	Box	12000	1250	5.8"	2
				S6336	CFD18W/4P/841	4100	82	50/5	Hang Box	12000	1250	5.8"	2
				S6736 ▲	CF18DD/E/841	4100	82	50	Box	12000	1250	5.8"	2
26	T4	G24q-3		S6337	CFD26W/4P/827	2700	82	50/5	Hang Box	12000	1825	6.5"	2
				S6737 ▲	CF26DD/E/827	2700	82	50	Box	12000	1825	6.5"	2
				S6338	CFD26W/4P/830	3000	82	50/5	Hang Box	12000	1825	6.5"	2
				S6738 ▲	CF26DD/E/830	3000	82	50	Box	12000	1825	6.5"	2
				S6339	CFD26W/4P/835	3500	82	50/5	Hang Box	12000	1825	6.5"	2
				S6739 ▲	CF26DD/E/835	3500	82	50	Box	12000	1825	6.5"	2
				S6340	CFD26W/4P/841	4100	82	50/5	Hang Box	12000	1825	6.5"	2
				S6740 ▲	CF26DD/E/841	4100	82	50	Box	12000	1825	6.5"	2

## Triple Tube 2-Pin For Magnetic Ballasts



Watts	Bulb	Base	Satco Product Number	Lamp Code	CCT (K)	CRI	Carton	Pkg Type	Avg. Rated Hours	Lumens	MOL	Notes
18	T4	GX24D-2	S4367 ▲	CF18DT/827	2700	82	50	Box	12000	1200	4.8"	
26	T4	GX24D-3	S4368 ▲	CF26DT/827	2700	82	50	Box	12000	1800	5.4"	

Don't see the lamp you need? Call Customer Service 1-800-43-SATCO

# Compact Fluorescent Lamps



Triple Tube GX24q-1



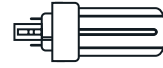
Triple Tube GX24q-2



Triple Tube GX24q-3



## Triple Tube 4-Pin For Electronic & Dimming Ballasts



Watts	Bulb	Base	Salco Product Number	Lamp Code	CCT (K)	CRI	Master/Inner Pack	Pkg Type	Avg. Rated Hours	Lumens	MOL	Notes	
13	T4	GX24q-1		S4369 ▲	CF13DT/E/827	2700	82	50	Box	12000	900	4.2"	2
				S6496	CFT13W/4P/830	3000	82	50/5	Hang Box	12000	900	4.2"	2
				S4370 ▲	CF13DT/E/830	3000	82	50	Box	12000	900	4.2"	2
				S6497	CFT13W/4P/835	3500	82	50/5	Hang Box	12000	900	4.2"	2
				S4371 ▲	CF13DT/E/835	3500	82	50	Box	12000	900	4.2"	2
				S6498	CFT13W/4P/841	4100	82	50/5	Hang Box	12000	900	4.2"	2
				S4372 ▲	CF13DT/E/841	4100	82	50	Box	12000	900	4.2"	2
18	T4	GX24q-2		S6741 ▲	CF18DT/E/IN/827	2700	82	50	Box	12000	1200	4.4"	2
				S6342	CFT18W/4P/830	3000	82	50/5	Hang Box	12000	1200	4.4"	2
				S6742 ▲	CF18DT/E/IN/830	3000	82	50	Box	12000	1200	4.4"	2
				S6343	CFT18W/4P/835	3500	82	50/5	Hang Box	12000	1200	4.4"	2
				S6743 ▲	CF18DT/E/IN/835	3500	82	50	Box	12000	1200	4.4"	2
				S6344	CFT18W/4P/841	4100	82	50/5	Hang Box	12000	1200	4.4"	2
				S6744 ▲	CF18DT/E/IN/841	4100	82	50	Box	12000	1200	4.4"	2
26	T4	GX24q-3		S6745 ▲	CF26DT/E/IN/827	2700	82	50	Box	12000	1800	5"	2
				S6346	CFT26W/4P/830	3000	82	50/5	Hang Box	12000	1800	5"	2
				S6746 ▲	CF26DT/E/IN/830	3000	82	50	Box	12000	1800	5"	2
				S6347	CFT26W/4P/835	3500	82	50/5	Hang Box	12000	1800	5"	2
				S6747 ▲	CF26DT/E/IN/835	3500	82	50	Box	12000	1800	5"	2
				S6348	CFT26W/4P/841	4100	82	50/5	Hang Box	12000	1800	5"	2
				S6748 ▲	CF26DT/E/IN/841	4100	82	50	Box	12000	1800	5"	2
32	T4	GX24q-3		S6749 ▲	CF32DT/E/IN/827	2700	82	50	Box	12000	2400	5.6"	2
				S6350	CFT32W/4P/830	3000	82	50/5	Hang Box	12000	2400	5.6"	2
				S6750 ▲	CF32DT/E/IN/830	3000	82	50	Box	12000	2400	5.6"	2
				S6351	CFT32W/4P/835	3500	82	50/5	Hang Box	12000	2400	5.6"	2
				S6751 ▲	CF32DT/E/IN/835	3500	82	50	Box	12000	2400	5.6"	2
				S6352	CFT32W/4P/841	4100	82	50/5	Hang Box	12000	2400	5.6"	2
				S6752 ▲	CF32DT/E/IN/841	4100	82	50	Box	12000	2400	5.6"	2

Compact fluorescent lamps

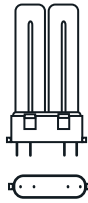
# Compact Fluorescent Lamps



Triple Tube  
GX24q-4

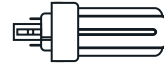


Triple Tube  
GX24q-5



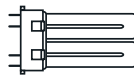
Flat Tube  
2G10

## Triple Tube 4-Pin For Electronic & Dimming Ballasts *(cont.)*



Watts	Bulb	Base	Satco Product Number	Lamp Code	CCT (K)	CRI	Master/Inner Pack	Pkg Type	Avg. Rated Hours	Lumens	MOL	Notes	
42	T4	GX24q-4		S6753 ▲	CF42DT/E/IN/827	2700	82	50	Box	12000	3200	6.5"	2
				S6354	CFT42W/4P/830	3000	82	50/5	Hang Box	12000	3200	6.5"	2
				S6754 ▲	CF42DT/E/IN/830	3000	82	50	Box	12000	3200	6.5"	2
				S6355	CFT42W/4P/835	3500	82	50/5	Hang Box	12000	3200	6.5"	2
				S6755 ▲	CF42DT/E/IN/835	3500	82	50	Box	12000	3200	6.5"	2
				S6356	CFT42W/4P/841	4100	82	50/5	Hang Box	12000	3200	6.5"	2
				S6756 ▲	CF42DT/E/IN/841	4100	82	50	Box	12000	3200	6.5"	2
57	T4	GX24q-5		S6421 ▲	CF57DT/E/IN/827	2700	82	50	Box	12000	4300	7.76"	2
				S6422 ▲	CF57DT/E/IN/830	3000	82	50	Box	12000	4300	7.76"	2
				S6423 ▲	CF57DT/E/IN/835	3500	82	50	Box	12000	4300	7.76"	2
				S6424 ▲	CF57DT/E/IN/841	4100	82	50	Box	12000	4300	7.76"	2

## Flat Tube 4-Pin For Electronic Ballasts






Watts	Bulb	Base	Satco Product Number	Lamp Code	CCT (K)	CRI	Carton	Pkg Type	Avg. Rated Hours	Lumens	MOL	Notes
18	T5	2G10		S6772 ▲	CF18DF/830	3000	82	10	Box	10000	1100	4.8"
				S6773 ▲	CF18DF/841	4100	82	10	Box	10000	1100	4.8"
24	T5	2G10		S6774 ▲	CF24DF/830	3000	82	10	Box	10000	1700	6.7"
				S6775 ▲	CF24DF/841	4100	82	10	Box	10000	1700	6.7"
36	T5	2G10		S6776 ▲	CF36DF/830	3000	82	10	Box	10000	2800	8.5"
				S6777 ▲	CF36DF/841	4100	82	10	Box	10000	2800	8.5"

Don't see the lamp you need? Call Customer Service 1-800-43-SATCO



## Long Twin Tube 4-Pin For Electronic Ballasts

Watts	Bulb	Base	Satco Product Number	Lamp Code	CCT (K)	CRI	Carton	Pkg Type	Avg. Rated Hours	Lumens	MOL	Notes
18	T5	2G11 	S6757 ▲	FT18DL/830	3000	82	10	Box	12000	1250	9"	
			S2964 ▲	FT18DL/830/RS	3000	82	10	Box	20000	1250	10.5"	
			S6758 ▲	FT18DL/835	3500	82	10	Box	12000	1250	9"	
			S2965 ▲	FT18DL/835/RS	3500	82	10	Box	20000	1250	10.5"	
			S6759 ▲	FT18DL/841	4100	82	10	Box	12000	1250	9"	
			S2966 ▲	FT18DL/841/RS	4100	82	10	Box	20000	1250	10.5"	
24	T5	2G11 	S6760 ▲	FT24DL/830	3000	82	10	Box	12000	1800	12.9"	1
			S6761 ▲	FT24DL/835	3500	82	10	Box	12000	1800	12.9"	1
			S6762 ▲	FT24DL/841	4100	82	10	Box	12000	1800	12.9"	1
36	T5	2G11 	S6763 ▲	FT36DL/830	3000	82	10	Box	12000	2900	16.6"	1
			S6764 ▲	FT36DL/835	3500	82	10	Box	12000	2900	16.6"	1
			S6765 ▲	FT36DL/841	4100	82	10	Box	12000	2900	16.6"	1
40	T5	2G11 	S6766 ▲	FT40DL/830/RS	3000	82	10	Box	20000	3150	22.6"	
			S6767 ▲	FT40DL/835/RS	3500	82	10	Box	20000	3150	22.6"	
			S6768 ▲	FT40DL/841/RS	4100	82	10	Box	20000	3150	22.6"	
50	T5	2G11 	S2967 ▲	PLL50W/30/RS	3000	82	25	Box	14000	4300	22.5"	
			S2968 ▲	PLL50W/35/RS	3500	82	25	Box	14000	4300	22.5"	
			S2969 ▲	PLL50W/41/RS	4100	82	25	Box	14000	4300	22.5"	
55	T5	2G11 	S6769 ▲	FT55DL/835	3000	82	10	Box	12000	4800	21.1"	
			S6770 ▲	FT55DL/835	3500	82	10	Box	12000	4800	21.1"	
			S6771 ▲	FT55DL/841	4100	82	10	Box	12000	4800	21.1"	

Compact fluorescent lamps

# Compact Fluorescent Lamps

## Compact Fluorescent Cross References

Satco/ENV		Sylvania		Philips		GE		NEMA Generic	
Order Code		Order Code							
S6300	CFT5W/827	S6700	CF5DS/827	PL-S5W/827		F5BX/SPX27/827		CFT5W/G23/841	
S6301	CFT5W/841	S6701	CF5DS/841	No Equal		F5BX/SPX41/840		CFT5W/G23/827	
S6302	CFT7W/827	S6702	CF7DS/827	PL-S7W/827		F7BX/SPX27/827		CFT7W/G23/827	
S6303	CFT7W/835	S6703	CF7DS/835	PL-S7W/835		F7BX/SPX35/835		CFT7W/G23/835	
S6304	CFT7W/841	S6704	CF7DS/841	PL-S7W/841		F7BX/SPX41/840		CFT7W/G23/841	
S6305	CFT7W/850	S6705	CF7DS/850	PL-S7W/850		No Equal		CFT7W/G23/850	
S6306	CFT9W/827	S6706	CF9DS/827	PL-S9W/827		F9BX/SPX27/827		CFT9W/G23/827	
S6307	CFT9W/835	S6707	CF9DS/835	PL-S9W/835		F9BX/SPX35/835		CFT9W/G23/835	
S6308	CFT9W/841	S6708	CF9DS/841	PL-S9W/841		F9BX/SPX41/840		CFT9W/G23/841	
S6309	CFT9W/850	S6709	CF9DS/850	PL-S9W/850		No Equal		CFT9W/G23/850	
S6310	CFT13W/827	S6710	CF13DS/827	PL-S13W/827		F13BX/SPX27/827		CFT13W/GX23/827	
S6380	CFT13W/830	S6780	CF13DS/830	PL-S13W/830		F13BX/SPX30/830		CFT13W/GX23/830	
S6311	CFT13W/835	S6711	CF13DS/835	PL-S13W/835		F13BX/SPX35/835		CFT13W/GX23/835	
S6312	CFT13W/841	S6712	CF13DS/841	PL-S13W/841		F13BX/SPX41/840		CFT13W/GX23/841	
S6313	CFT13W/850	S6713	CF13DS/850	PL-S13W/850		F13BX/SPX50		CFT13W/GX23/850	
		S6411	CF5DS/E/827	No Equal		No Equal		CFT5W/2G7/827	
		S6412	CF5DS/E/841	No Equal		No Equal		CFT5W/2G7/841	
		S6413	CF7DS/E/827	No Equal		No Equal		CFT7W/2G7/827	
		S6414	CF7DS/E/841	No Equal		No Equal		CFT7W/2G7/841	
		S6415	CF9DS/E/827	No Equal		No Equal		CFT9W/2G7/827	
		S6416	CF9DS/E/841	No Equal		No Equal		CFT9W/2G7/841	
		S6417	CF13DS/E/827	No Equal		No Equal		CFT13W/2GX7/827	
		S6418	CF13DS/E/830	No Equal		No Equal		CFT13W/2GX7/830	
		S6419	CF13DS/E/841	No Equal		No Equal		CFT13W/2GX7/841	
S6314	CFD9W/827	S6714	CF9DD/827	No Equal		F9DBX23T4/SPX27		CFQ9W/G23/827	
S6315	CFD9W/830	S6715	CF9DD/830	No Equal		No Equal		CFQ9W/G23/830	
S6316	CFD9W/835	S6716	CF9DD/835	No Equal		No Equal		CFQ9W/G23/835	
S6317	CFD13W/827	S6717	CF13DD/827	PL-C13W/827/USA		F13DBX23T4/SPX27		CFQ13W/GX23/827	
S6318	CFD13W/830	S6718	CF13DD/830	PL-C13W/830/USA		F13DBX23T4/SPX30		CFQ13W/GX23/830	
S6319	CFD13W/835	S6719	CF13DD/835	PL-C13W/835/USA		F13DBX23T4/SPX35		CFQ13W/GX23/835	
S6320	CFD13W/841	S6720	CF13DD/841	PL-C13W/841/USA		F13DBX23T4/SPX41		CFQ13W/GX23/841	
S6321	CFD18W/827	S6721	CF18DD/827	PL-C18W/827		F18DBXT4/SPX27		CFQ18W/G24d/827	
S6322	CFD18W/830	S6722	CF18DD/830	PL-C18W/830		F18DBXT4/SPX30		CFQ18W/G24d/830	
S6323	CFD18W/835	S6723	CF18DD/835	PL-C18W/835		F18DBXT4/SPX35		CFQ18W/G24d/835	
S6324	CFD18W/841	S6724	CF18DD/841	PL-C18W/841		F18DBXT4/SPX41		CFQ18W/G24d/841	
S2970	FDL22LE/D		No Equal	PL-C15MM/22W/827		No Equal		CFQ20W/GX32d/827	
S2971	FDL22EX/D		No Equal	No Equal		No Equal		CFQ20W/GX32d/850	
S6325	CFD26W/827	S6725	CF26DD/827	PL-C26W/827		F26DBXT4/827		CFQ26W/G24d/827	
S6326	CFD26W/830	S6726	CF26DD/830	PL-C26W/830		F26DBXT4/830		CFQ26W/G24d/830	
S6327	CFD26W/835	S6727	CF26DD/835	PL-C26W/835		F26DBXT4/835		CFQ26W/G24d/835	
S6328	CFD26W/841	S6728	CF26DD/841	PL-C26W/841		F26DBXT4/841		CFQ26W/G24d/841	
S2972	FDL28LE/D		No Equal	PL-C15MM/28W/827		No Equal		CFQ27W/GX32d/827	
S2973	FDL28EX/D		No Equal	No Equal		No Equal		CFQ27W/GX32d/850	
S6329	CFD13W/4P/827	S6729	CF13DD/E/827	PL-C13W/827/4P		F13DBX/SPX27/4P		CFQ13W/G24q/827	
S6330	CFD13W/4P/830	S6730	CF13DD/E/830	PL-C13W/830/4P		F13DBX/SPX30/4P		CFQ13W/G24q/830	
S6331	CFD13W/4P/835	S6731	CF13DD/E/835	PL-C13W/835/4P		F13DBX/SPX35/4P		CFQ13W/G24q/835	
S6332	CFD13W/4P/841	S6732	CF13DD/E/841	PL-C13W/841/4P		F13DBX/SPX41/4P		CFQ13W/G24q/841	
S6333	CFD18W/4P/827	S6733	CF18DD/E/827	PL-C18W/827/4P		F18DBX/SPX27		CFQ18W/G24q/827	
S6334	CFD18W/4P/830	S6734	CF18DD/E/830	PL-C18W/830/4P		F18DBX/SPX30		CFQ18W/G24q/830	
S6335	CFD18W/4P/835	S6735	CF18DD/E/835	PL-C18W/835/4P		F18DBX/SPX35		CFQ18W/G24q/835	

compact fluorescent lamps



## Compact Fluorescent Cross References

Satco/ENV	Sylvania	Philips	GE	NEMA Generic		
Order Code	Order Code					
S6336	CFD18W/4P/841	S6736	CF18DD/E/841	PL-C18W/841/4P	F18DBX/SPX41	CFQ18W/G24q/841
S6337	CFD26W/4P/827	S6737	CF26DD/E/827	PL-C26W/827/4P	F26DBXT4/SPX27/4P	CFQ26W/G24q/827
S6338	CFD26W/4P/830	S6738	CF26DD/E/830	PL-C26W/830/4P	F26DBXT4/SPX30/4P	CFQ26W/G24q/830
S6339	CFD26W/4P/835	S6739	CF26DD/E/835	PL-C26W/835/4P	F26DBXT4/SPX35/4P	CFQ26W/G24q/835
S6340	CFD26W/4P/841	S6740	CF26DD/E/841	PL-C26W/841/4P	F26DBXT4/SPX41/4P	CFQ26W/G24q/841
		S6420	CF13DT/E/827	No Equal	F13TBX/SPX27/A/4P	CFTR13W/GX24q/827
	CFT13W/4P/830	S6496	CF13DT/E/830	No Equal	F13TBX/SPX30/A/4P	CFTR13W/GX24q/830
	CFT13W/4P/835	S6497	CF13DT/E/835	No Equal	F13TBX/SPX35/A/4P	CFTR13W/GX24q/835
	CFT13W/4P/841	S6498	CF13DT/E/841	No Equal	F13TBX/SPX41/A/4P	CFTR13W/GX24q/841
		S6741	CF18DT/E/IN/827	PL-T18W/827/4P	F18TBX/SPX27/A/4P	CFTR18W/GX24q/827
S6342	CFT18W/4P/830	S6742	CF18DT/E/IN/830	PL-T18W/830/4P	F18TBX/SPX30/A/4P	CFTR18W/GX24q/830
S6343	CFT18W/4P/835	S6743	CF18DT/E/IN/835	PL-T18W/835/4P	F18TBX/SPX35/A/4P	CFTR18W/GX24q/835
S6344	CFT18W/4P/841	S6744	CF18DT/E/IN/841	PL-T18W/841/4P	F18TBX/SPX41/A/4P	CFTR18W/GX24q/841
		S6745	CF26DT/E/IN/827	PL-T26W/827/4P	F26TBX/SPX27/A/4P	CFTR26W/GX24q/827
S6346	CFT26W/4P/830	S6746	CF26DT/E/IN/830	PL-T26W/830/4P	F26TBX/SPX30/A/4P	CFTR26W/GX24q/830
S6347	CFT26W/4P/835	S6747	CF26DT/E/IN/835	PL-T26W/835/4P	F26TBX/SPX35/A/4P	CFTR26W/GX24q/835
S6348	CFT26W/4P/841	S6748	CF26DT/E/IN/841	PL-T26W/841/4P	F26TBX/SPX41/A/4P	CFTR26W/GX24q/841
		S6749	CF32DT/E/IN/827	PL-T32W/827/4P	F32TBX/SPX27/A/4P	CFTR32W/GX24q/827
S6750	CFT32W/4P/830	S6750	CF32DT/E/IN/830	PL-T32W/830/4P	F32TBX/SPX30/A/4P	CFTR32W/GX24q/830
S6751	CFT32W/4P/835	S6751	CF32DT/E/IN/835	PL-T32W/835/4P	F32TBX/SPX35/A/4P	CFTR32W/GX24q/835
S6752	CFT32W/4P/841	S6752	CF32DT/E/IN/841	PL-T32W/841/4P	F32TBX/SPX41/A/4P	CFTR32W/GX24q/841
		S6753	CF42DT/E/IN/827	PL-T42W/827/4P	F42TBX/827/A/4P/EOL	CFTR42W/GX24q/827
S6754	CFT42W/4P/830	S6754	CF42DT/E/IN/830	PL-T42W/830/4P	F42TBX/827/A/4P/EOL	CFTR42W/GX24q/830
S6755	CFT42W/4P/835	S6755	CF42DT/E/IN/835	PL-T42W/835/4P	F42TBX/827/A/4P/EOL	CFTR42W/GX24q/835
S6756	CFT42W/4P/841	S6756	CF42DT/E/IN/841	PL-T42W/841/4P	F42TBX/827/A/4P/EOL	CFTR42W/GX24q/841
		S6421	CF57DT/E/IN/827	No Equal	F57QBX/827/A/4P/EOL	CFTR57W/GX24q/827
		S6422	CF57DT/E/IN/830	PL-H60W/830/4P	F57QBX/830/A/4P/EOL	CFTR57W/GX24q/830
		S6423	CF57DT/E/IN/835	No Equal	F57QBX/835/A/4P/EOL	CFTR57W/GX24q/835
		S6424	CF57DT/E/IN/841	PL-H60W/841/4P	F57QBX/841/A/4P/EOL	CFTR57W/GX24q/841
		S6757	FT18DL/830	PL-L18W/830	F18BX/SPX30	FT18W/2G11/830
		S2964	FT18/DL/830/RS	No Equal	F18BX/SPX30/RS	FT18W/2G11/RS/830
		S6758	FT18DL/835	PL-L18W/835	F18BX/SPX35	FT18W/2G11/835
		S2965	FT18DL/835/RS	No Equal	F18BX/SPX35/RS	FT18W/2G11/RS/835
		S6759	FT18DL/841	PL-L18W/841	F18BX/SPX41	FT18W/2G11/841
		S2966	FT18DL/841/RS	No Equal	F18BX/SPX41/RS	FT18W/2G11/RS/841
		S6760	FT24DL/830	PL-L24W/830	F27BX/SPX30/RS	FT24W/2G11/830
		S6761	FT24DL/835	PL-L24W/835	F27BX/SPX35/RS	FT24W/2G11/835
		S6762	FT24DL/841	PL-L24/841	F27BX/SPX41/RS	FT24W/2G11/841
		S6763	FT36DL/830	PL-L36W/830	F39BX/SPX30/RS	FT36W/2G11/830
		S6764	FT36DL/835	PL-L36W/835	F39BX/SPX35/RS	FT36W/2G11/835
		S6765	FT36DL/841	PL-L36W/841	F39BX/SPX41/RS	FT36W/2G11/841
		S6766	FT40DL/830/RS	PL-L40W/830/RS/IS	F40/30BX/SPX30	FT40W/2G11/RS/830
		S6767	FT40DL/835/RS	PL-L40W/835/RS/IS	F40/30BX/SPX35	FT40W/2G11/RS/835
		S6768	FT40DL/841/RS	PL-L40W/841/RS/IS	F40/30BX/SPX41	FT40W/2G11/RS/841
S2967	PL-L50W/830/RS		No Equal	PL-L50W/830/RS	F50BX/SPX30/RS	FT50W/2G11/RS/830
S2968	PL-L50W/835/RS		No Equal	PL-L50W/835/RS	F50BX/SPX35/RS	FT50W/2G11/RS/835
S2969	PL-L50W/841/RS		No Equal	PL-L50W/841/RS	F50BX/SPX41/RS	FT50W/2G11/RS/841
		S6769	FT55DL/830/RS	No Equal	F55BX/830	FT55W/2G11/RS/830
		S6770	FT55DL/835/RS	No Equal	F55BX/835	FT55W/2G11/RS/835
		S6771	FT55DL/841/RS	No Equal	F55BX/841	FT55W/2G11/RS/841

# Compact Fluorescent Lamps Notes

## CF General Notes

■ = Product by a manufacturer other than Satco

▲ = Product by one of the Primary lamp manufacturers



Rule of Thumb for Compact Fluorescent Lamps: Divide wattage of incandescent lamp by 4 to determine approximate wattage of compact fluorescent lamp that will provide similar light output.

Caution: Unless otherwise stated, Self Ballasted CF Lamps cannot be used on dimming circuits, emergency exit fixtures or lights, electronic timers, photocells or lighted switches. In outdoor applications, use only in enclosed fixtures to avoid exposure to weather. Use only on 120V, 60 Hz circuits.

ENV and ECO fluorescent lamps are designed to pass the Federal Toxic Characteristic Leaching Procedure (TCLP) criteria for classification as non-hazardous waste in most states. TCLP test results are available upon request. Lamp disposal regulations may vary, check your local & state regulations. For more information, please visit [www.lamprecycle.org](http://www.lamprecycle.org).

Minimum starting temperature for 2-pin CF lamps:  
CF5: -22 degrees F; CF7: -4 degrees F; CF9: 14 degrees F; CF13DS: 14 degrees F; CF13DD: -4 degrees F; CF18DD: 5 degrees F; CF18DT: -4 degrees F; CF26: 14 degrees F.

There is a NEMA supported, industry issue where T2, T4, and T5 fluorescent and compact fluorescent lamps operated on high frequency ballasts may experience an abnormal end-of-life phenomenon. This end-of-life phenomenon can result in one or both of the following: 1. Bulb wall cracking near the lamp base. 2. The lamp can overheat in the base area and possibly melt the base and socket. NEMA recommends that high frequency compact fluorescent ballasts have an end-of-life shutdown circuit which will safely and reliably shut down the system in the rare event of an abnormal end-of-life failure mode described above. The final requirements of this system are yet to be defined by ANSI. For additional information refer to NEMA papers on their WEBSITE at [www.NEMA.org](http://www.NEMA.org).

## CF Notes

1 These lamps may also be operated on rapid start circuits. On rapid start circuits the 24 watt lamp operates at 27 watts and the 36 watt lamp operated at 39 watts. Rated lamp life is unchanged.

2 This 4-pin CF lamp has an internal end-of-life mechanism (EOL) that shuts down the lamp preventing abnormal end-of-life failure modes. This lamp was designed for use with high frequency ballasts that do not have their own end-of-life (lamp) sensing circuits, but it is also compatible with high frequency ballasts that have their own end-of-life (lamp) sensing circuits.

## Free Manuals Download Website

<http://myh66.com>

<http://usermanuals.us>

<http://www.somanuals.com>

<http://www.4manuals.cc>

<http://www.manual-lib.com>

<http://www.404manual.com>

<http://www.luxmanual.com>

<http://aubethermostatmanual.com>

Golf course search by state

<http://golfingnear.com>

Email search by domain

<http://emailbydomain.com>

Auto manuals search

<http://auto.somanuals.com>

TV manuals search

<http://tv.somanuals.com>